



Term 1 - Exam coverage pages

صفحات الكتاب الموجودة
في هيكل الاختبار

Access Book 4




Academic Year السنة الدراسية	2022/2023
Term المصطلح	1
Subject المادة	English Language
Grade الصف	4
Level / Course المستوى / المقرر	2.1 (Kuwat)
Stream النوع	General
Number of Main Questions عدد الأسئلة الرئيسية	20
Marks per Main Question النقاط لكل سؤال رئيسي	5
Number of Bonus Questions عدد الأسئلة الإضافية	5
Marks per Bonus Question النقاط لكل سؤال إضافي	4
Type of All Questions نوع الأسئلة	MCQ اختيار من متعدد
Maximum Overall Grade* النسبة القصوى الممكنة*	100
Exam Duration مدة الامتحان	120 minutes
Mode of Implementation طريقة التطبيق	Paper-based
Calculator حاسبة	Not Applicable غير مناسبة

Question** السؤال**	Learning Outcome*** المخرجات التعليمية***	Reference(s) to the Student Book (Arabic / English Version) المراجع في كتاب الطالب (النسخة العربية / الإنجليزية)	
		Example/Exercise مثال/تمرين	Page الصفحة
1	EN6.02.2.3.XX.003 Read and identify familiar words in set phrases in short, simple texts on familiar topics.	Activity 1, Activity 3	Pages 63-64
2	EN6.02.2.3.XX.001 Read and identify familiar words in set phrases in short, simple texts on familiar topics.	Activity 1, Activity 2 Activity 4	Page 37 Page 38
3	EN6.02.2.3.XX.003 Read and identify familiar words in set phrases in short, simple texts on familiar topics.	Activity 4, Activity 5	Page 4
4	EN6.02.2.3.XX.001 Read and identify familiar words in set phrases in short, simple texts on familiar topics.	Activity 1 Activity 5	Page 11 Page 23
5	EN6.02.2.3.XX.003 Read and identify familiar words in set phrases in short, simple texts on familiar topics.	Activity 1 Activity 3 Activity 4, Activity 5	Page 23 Page 26 Page 28
6	EN6.02.2.3.XX.001 Read and identify familiar words in set phrases in short, simple texts on familiar topics.	Activity 1, Activity 2, Activity 3	Page 35
9	EN6.02.2.3.XX.002 Read and understand the overall meaning of short, simple texts on familiar topics.	Activity 4, Activity 5	Page 35
10	EN6.02.2.3.XX.002 Read and understand the overall meaning of short, simple texts on familiar topics.	Activity 4, Activity 5	Page 28
11	EN6.02.2.3.XX.001 Read and understand the overall meaning of short, simple texts on familiar topics.	Activity 1	Page 27
12	EN6.02.2.3.XX.002 Read and understand the overall meaning of short, simple texts on familiar topics.	Activity 1, Activity 2	Page 31
13	EN6.02.2.3.XX.002 Read and understand the overall meaning of short, simple texts on familiar topics.	Activity 1, Activity 2, Activity 3	Pages 61-62
14	EN6.02.2.3.XX.002 Read and understand the overall meaning of short, simple texts on familiar topics.	Activity 1, Activity 2	Page 48
15	EN6.02.2.3.XX.001 Read and understand the overall meaning of short, simple texts on familiar topics.	Activity 1, Activity 2	Page 63
16	EN6.02.2.3.XX.002 Read and understand the overall meaning of short, simple texts on familiar topics.	Activity 1, Activity 2	Page 29
17	EN6.02.2.3.XX.001 Read and identify familiar words in set phrases in short, simple texts on familiar topics.	Activity 2 Activity 3, Activity 4	Page 61 Page 63
18	EN6.02.2.3.XX.003 Read and identify familiar words in set phrases in short, simple texts on familiar topics.	Activity 1, Activity 3	Page 29
21	EN6.02.2.3.XX.001 Read and identify familiar words in set phrases in short, simple texts on familiar topics.	Activity 2 Activity 3	Page 63 Page 64
22	EN6.02.2.3.XX.003 Read and identify familiar words in set phrases in short, simple texts on familiar topics.	Activity 1 Activity 3, Activity 4 Activity 5	Page 63 Page 64 Page 75
24	EN6.02.2.3.XX.001 Read and identify familiar words in set phrases in short, simple texts on familiar topics.	Activity 1, Activity 3, Activity 4	Pages 69-70
25	EN6.02.2.3.XX.003 Read and identify familiar words in set phrases in short, simple texts on familiar topics.	Activity 1	Page 35
7	A learning outcome from the book**** مخرجات من الكتاب****	Undisclosed غير معلن	Undisclosed غير معلن

Exam coverage pages

page 4 – Activity 5

6 There are _____ computers. 

7 There is _____ window. 

Language Tip
There **is** one book.
There **are** two books.

5 Write

Write sentences about your classroom.

1 There are four books.

2 _____

3 _____

4 _____

page 4 – Activity 4

4 Write

Write the numbers.

1	2	3	4	5
one	two	three	four	five
6	7	8	9	10
six	seven	eight	nine	ten

Language Tip	
singular	plural
one book	two books
one computer	two computers
one pen	two pens

1 There are _____ books. 

2 There are _____ bags. 

3 There are _____ pens. 

4 There are _____ chairs. 

5 There is _____ desk. 

6 There are _____ computers. 

7 There is _____ window. 

Language Tip

Lesson 6: Language focus

Key Language
To be
Are you a student?

Vocabulary
Emirati, British, Egypt,
Australia, job, boy, girl

1 Read
Read about three people.
Match the people to the texts.



A Name: Noora
Nationality: Egyptian



B Name: Ben
Nationality: British



C Name: Anna
Nationality: Australian


1 My name is Noora and I am a student. I am nineteen years old and I am from Egypt. I like playing sports.

2 I'm Anna and I'm a doctor. I live in the UAE. I'm not Emirati. I'm from Australia. I like helping people.


3 I'm Ben. I'm a teacher and I live in London. I'm British. I like reading books. It's fun.

1 Vocabulary
Write the words.


up down left right turn jump tap




1 _____




2 _____




3 _____




4 _____



5 _____



6 _____




7 _____

Vocabulary
up, down, left, right,
turn, jump, tap

2 Listen Track 7
Read and listen.

The Al Ayyalah routine is a dance.
The Al Ayyalah routine is from the UAE.
There is one big drum. There are three small drums.
Men hold sticks and make them move up and down, left and right. They also tap their feet.

1 What is the Al Ayyalah routine?
2 Where is it from?
3 What do the men do?



stick

big drum

feet

small drum

Listening Tip
Listen to the sound of words when you read.

2 Vocabulary

What do you see in the pictures below?
Write the correct numbers and words.

1 One book.

2 Three _____.

3 _____ chairs.

4 Four _____.

5 _____ window.

6 Two _____.



Plural nouns:
Did you write **s** ?
One book.
Two books.

3 Talk

Talk about your classroom.
What do you see?

There is _____.

There are _____.

Lesson 2: Families

Key Language
Present simple
They live in the UAE.

Vocabulary
live, like, play, sports,
football, pet, animals

1 Talk

Where do the families live? What nationality are they?

United Kingdom (UK)



Nationality: British

United States (US)



Nationality: American

United Arab Emirates (UAE)



Nationality: Emirati

Lesson 3: Language focus

Key Language
Present simple
I study English.

Vocabulary
study, watch TV, go,
play, draw, weekend

1 Listen Track 12
Listen, read and write the days.

My name is Noora and this is Fatima. We are sisters. This is our week.
We play sports on Sunday. We draw pictures on Monday. We study English on Tuesday. We watch TV on Wednesday and Thursday. On Friday and Saturday, it's the weekend. We go to the park.



Sunday



_____ and _____

_____ and _____

3 Practice

Write the correct word.

read go study go play draw

I _____ to school.

I _____ books.

You _____ English.

You _____ games.

We _____ to the park.

They _____ pictures.

Lesson 4: We like sports

Key Language
Like/don't like
I like tennis.

Vocabulary
horse riding, football,
diving, swimming, tennis

1 Vocabulary
Match the pictures to the sports.

1



2


3

4

5

diving

swimming

diving

horse riding

football

tennis

4 Practice
Put the words in the correct order.

1 like / you / Do / football?

2 don't / No. / like / I / football.

3 you / Do / swimming? / like

4 Yes. / like / swimming. / I

5 Talk
Ask your classmates what sports they like. Write their names in the table.

Do you like football?

Yes, I do.

Speaking Tip
Do you *like* football?
Yes, I do.
No, I don't.

sport	like	don't like
horse riding		
tennis		
diving		
football		
swimming		

28

Lesson 5: Helping hands

Key Language
Do/Does
Do you help people?

Vocabulary
help, make, wash, floor, dishes, bed, chores

1 Vocabulary
Match the words to the pictures.

wash the floor

make the bed

wash the dishes

help people



2 Read
Read and then complete the table below.

What do you do at home?

Nasser

I help my family. I make the bed. I help my brother with his homework. I don't wash the dishes. I don't wash the floor.

Jameela

I help my mum and dad. We wash the floor. We wash the dishes too. I don't make my bed.

Sultan and Ali

We help our family. We make the bed. We wash the dishes. We don't wash the floor.

chores	Nasser	Jameela	Sultan and Ali
wash the dishes	X	✓	
wash the floor			
make the bed			

Lesson 8: Describing people

1 Vocabulary

Do you know the words?
Use a dictionary to check.

clever nice kind beautiful funny

2 Circle the words.

1 Fatima is nice.

2 My sisters are funny.

3 My dad is kind.

4 My brother is clever.

5 My mum is beautiful.

3 Talk

Talk about the pictures. Describe the people.



clever
nice
kind
beautiful
funny

He is funny.

Key Language
Describing people
I am clever.

Vocabulary
*nice, funny, kind,
beautiful, clever*

Language Tip
Adjectives are words.
They describe people.

Noor is ...
**happy sad nice
clever kind funny**

4 Write

Make sentences with the words.

1 am I nice

I am .

2 clever is My sister

3 is My dad kind

4 are The students clever

5 Write

Write about three people you know.

Use the words in the box.

My sister is clever.

clever nice kind beautiful funny

1 _____

2 _____

3 _____

Lesson 9: About me

Key Language
Present simple
I get up.

1 Vocabulary

What do you do every day?
Put the activities in order for you.

Vocabulary
eat breakfast, dinner,
wake up, pray, go to
school, go to bed

go to school wake up read books pray
eat breakfast eat dinner
go to bed play



- | | |
|------------------------|--------------------------|
| 1 wake up _____ | 5 _____ |
| 2 _____ | 6 _____ |
| 3 _____ | 7 _____ |
| 4 _____ | 8 go to bed _____ |



2 Read

Read about Maryam.
Does she do the same things?
Yes / No

About me

My name is Maryam.
I'm twelve years old. I live in Sharjah.

Every day I wake up and I pray.
Then I eat breakfast. I eat bread.
I drink milk. Then I go to school by bus.

I like school. I study in class. I finish school at two o'clock.
After school, I go home and I read books. I like books.



3 Read

Answer the questions about Maryam.
Circle the answers.

- | | |
|---------------------------------------|--------------------------------|
| 1 Where does Maryam live? | Dubai / <u>Sharjah</u> / Ajman |
| 2 How old is Maryam? | 10 / 11 / 12 |
| 3 What does Maryam eat for breakfast? | bread / cereal / cake |
| 4 What time does school finish? | 10:00 / 12:00 / 2:00 |
| 5 What does Maryam like? | books / cake / bus |

4 Write

Now write about you.



About me

My name is _____.

I live in _____.

I'm _____ years old.

Every day, I _____

I _____

I like _____

Lesson 2: Eid Al Fitr 1

Key Language
Present simple
I visit my grandparents.

Vocabulary
go, give, visit, families,
Egypt, Morocco

1 Read

Match the texts with the pictures.

In Egypt, people visit their families. They talk and they eat food.

1

Eid AL Fitr

In Morocco, people eat pancakes for Eid Al Fitr. They eat them for breakfast.

3

In Indonesia, parents give money to their children. The children buy clothes.

2



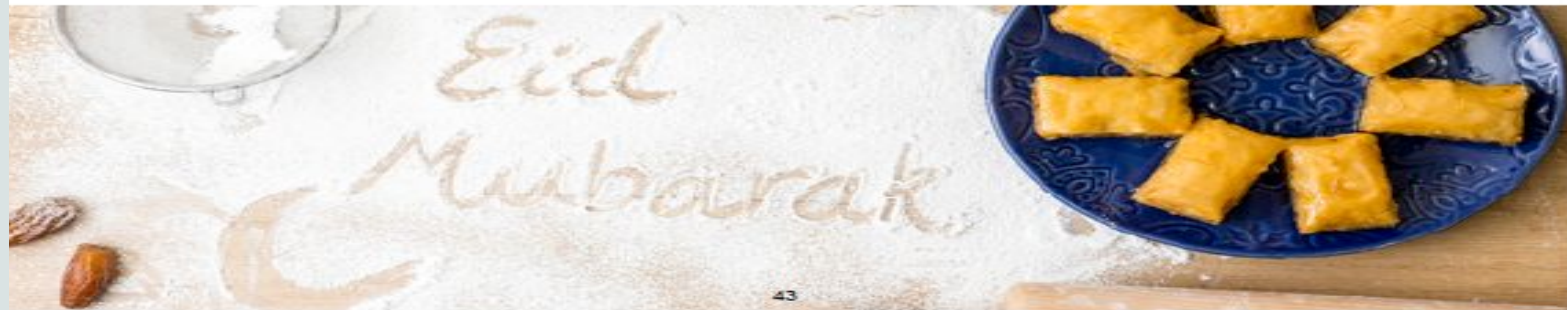
2 Read

Circle the correct answers below.

1 What do children buy in Indonesia? eggs / pancakes / clothes

2 What do families do in Egypt? eat food / buy clothes / play a game

3 When do people eat pancakes in Morocco? breakfast / lunch / dinner



Lesson 5: Camping

Key Language
Present simple
I camp in the desert.

Vocabulary
tent, campfire,
mountain, desert, camp

1 Read

Label the picture with the words in the box.

1 desert 2 campfire 3 tent 4 food



2 Read

Read the text. What does Sultan talk about?

My camping trips

Hi, my name is Sultan. I go camping in winter.
I go with my family. We go camping in
November, December, January and February.
We camp on mountains like Jebel Jais. We also
camp in the desert in Abu Dhabi. We sleep in
tents and make a campfire.
We eat lots of food. I love camping!



Unit 4: The UAE desert

Lesson 1: What do you see?

Key Language

There is/are
There are camels.


Vocabulary

goat, fox, camel, snake,
sand, tree

1 Listen Track 27

Listen and put the words in the correct box.

goat fox trees camels snakes sand



2 Listen Track 27

Listen again and write *is* or *are*.

- 1 There is sand.
- 2 There are camels.
- 3 There is a fox.
- 4 There are snakes.
- 5 There is a goat.
- 6 There are trees.

Listening Tip

Listen for the word *is* or *are*.

3 Practice

Circle the correct answer.

- 1 There is a fox / foxes.
- 2 There are tent / tents.
- 3 There is a car / cars.
- 4 There are tree / trees.
- 5 There is a camel / camels.

Language Tip

There is a snake.
There are snakes



Lesson 2: Desert animals

Key Language

It / They
It runs. They run.

Vocabulary

horns, grass, oryx, run,
fast, hump

1 Talk

Which animals live in the desert? Talk to your partner.

Camels live in the
desert.

_____ live in the
desert.

2 Read

Read the fact files and answer the questions.

Oryx



- eats grass
- does not drink water
- has horns

Camel



- eats grass
- drinks water
- has a hump

Fox



- eats animals
- runs fast
- has big ears

1 Which animal has horns?

2 Which animal has a hump?

3 Which animal runs fast?

4 Which animal does not drink water?

5 Which animal has big ears?

Reading Tip

Look for the words in the
questions in the fact files.

3 Read

Circle the correct option.

- 1 They eat grass. camel / camels
- 2 It eats animals. fox / foxes
- 3 They have horns. oryx / oryxes
- 4 It has a hump. camel / camels
- 5 They have big ears. fox / foxes
- 6 It does not drink water. oryx / oryxes

Language Tip

camel

It runs fast.

camels

They run fast.

4 Write

Write sentences with **It** or **They**.

Foxes have big ears.

1 They have big ears.

A camel has a hump.

2 _____

Oryxes and camels eat grass.

3 _____

A fox runs fast.

4 _____

Camels drink water.

5 _____

Writing Tip

Remember to start sentences with a capital letter.

They have big ears.



Lesson 5: The ghaf tree

Key Language
Adjective + noun
long roots

Vocabulary
tall, short, long, roots,
green, leaves, brown,
fruits

1 Vocabulary

Circle the words that describe the ghaf tree.

tall cold green
brown strong short
windy blue long



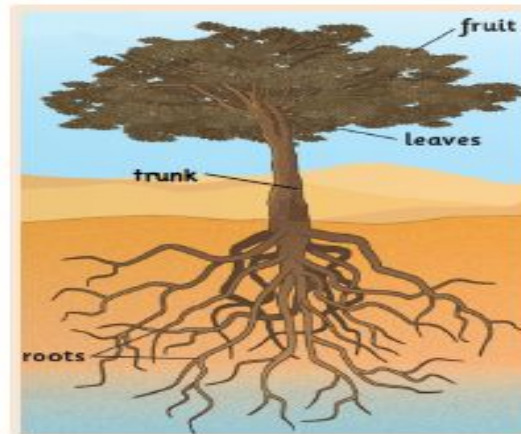
Vocabulary

Adjectives

The tree is **tall**.
The roots are **long**.
The leaves are green.

2 Read

Read the text. Circle the adjectives.



The ghaf tree

Ghaf trees live in the desert. They are **tall**. The trunk is brown. The roots are long. The leaves are green.

The ghaf tree has fruits. The fruits are small.

Lesson 8: Arabian wolves

Key Language
And
It is grey **and** brown.

Vocabulary
Arabian wolves, birds,
insect, Middle East,
grey, teeth, fish

1 Read

Read the text. What is Nadia's favourite animal?



My favourite animal

I'm Nadia. My favourite animal lives in the Middle East. It is the Arabian wolf.

It has big ears and it runs fast. It is grey and brown.

There are 2000 Arabian wolves in the Middle East.

They eat meat like birds, insects and goats.



2 Read

Circle the correct answer.

1 Where do Arabian wolves live?

Africa the Middle East

2 What does the wolf have?

big ears small eyes

3 What colour are Arabian wolves?

brown and yellow grey and brown

4 How many Arabian wolves live in the Middle East?

100 2000

5 What do wolves eat?

birds, insects and goats grass and leaves

Reading Tip

100: **One Hundred.**

1000: **One thousand**

2000: **Two thousand.**