


Welcome

Sunday
18 April 2021



Term 3
Week 1

- ▶ Unit 9
- ▶ Technology
- ▶ Lesson 4

Starter

Grade 4 A/B

Writing Routine

Starter

Where can a robot do

What

?

Writing routine

Introduction &
Objectives

Video

New words

Learning


Practice

Assessment



Lesson Objectives:

- Speaking: To talk about the differences between humans and robots.
- Reading: To read and understand about robots.
- Writing: To write questions about a text and answer them.



LEARNING OBJECTIVE QUESTION: TO WRITE ABOUT THEIR OWN ROBOT


Enter Keywords and meanings

What do the words below mean? Work with a partner and discuss what they mean and how to use it in a sentence.

robot, hospital, doctor,
tool, scientist

Say the word to your partner.

1. *Tell your partner what it means.*
2. *Together write a sentence with the word.*



Learning Skills Focus


Identifying and classifying.
Ask and answer

- Discussion



Cross curricular links:

- *Technology*
- **Robots**
- IBT
- Listening / Reading comprehension



Making connections

To write about their own robot

WHAT I ALREADY KNOW ABOUT THE QUESTION ?

Topic-

K What I know	W What I want to know	L What I have learnt

twinkl



SUCCESS CRITERIA TO WRITE ABOUT THEIR OWN ROBOT

- 1-Students will describe their own and others' robots.**
- 2-Students will read about robots and Adeeb al Baloushi.**
- 3- Students will write about their own robot**



LEARNING INPUT

TO WRITE ABOUT THEIR OWN ROBOT

What sort of robots did we find out about? Can you describe them?

***What can a robot do that a human can not do?
How big is it?, What does it do?, How does it move?, Where does it go?***



Real World Links

Robots



UAE Links

Where can you see robots in the UAE ?

LEARNING INPUT

TO WRITE ABOUT THEIR OWN ROBOT

TINY




LEARNING INPUT

TO WRITE ABOUT THEIR OWN ROBOT

LET'S WATCH THIS SHORT FILM ABOUT
ROBOTS

<https://www.tigtagjunior.com/film/mission-to-mars-TTJ00031/>



Writing routine

Introduction &
Objectives

Video

New words

Learning

Practice

Assessment

2 Read

Read about some more robots and answer the questions with a partner.

- 1 What can they do that is different from people?
- 2 What can the robots do that is the same as people?

Robots in hospitals

In hospitals, robots help doctors.
A doctor sits at a computer and shows the robot what to do. The robot arms hold tiny tools and lights. The tiny tools can reach places that a doctor's hands can't reach, like inside a patient's brain.



Writing routine

Introduction & Objectives

Video

New words

Learning

Practice

Assessment

Learner's book page 152




2 Read

LEARNING INPUT TO WRITE ABOUT THEIR OWN ROBOT

Read about some more robots and answer the questions.

- 1 What can they do that is different from people?
- 2 What can the robots do that is the same as people?



Robots at home

Scientists in Japan have built a robot to be a helper for people who are old or in wheelchairs. The robot can understand some words. It can walk, climb stairs, turn on the light, open doors and carry things.

Learner's
book
page 152

Writing routine

Introduction &
Objectives

Video

New words

Learning

Practice

Assessment

LEARNING INPUT

TO WRITE ABOUT THEIR OWN ROBOT



Lesson 5 A small robot

86 1 Listen

Listen to the information about the UAE's young inventor Adeeb Al Baloushi. Answer the questions.

- 1 How old is Adeeb?
- 2 What did he invent for his father?
- 3 What did he invent for his mother?
- 4 How big was the robot?
- 5 Why does Adeeb invent things.

2 Listen

Put these sentences from the audio track into the right order.

- a Adeeb showed her the robot.
- b Adeeb built a robot to do the job.
- c First he helped his father.
- d He hopes he will make many other new things that will help people.
- e Then he decided to help his mother.

Listening strategy

Look at the questions you need to answer. You need to find the right pieces of information. Decide what key words you are listening for.

Question: *How old is Adeeb?*

Key words: *year, old, a number*



LEARNING INPUT

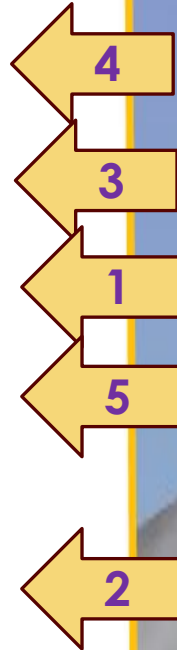
TO WRITE ABOUT THEIR OWN ROBOT



2 Listen

Put these sentences from the audio track into the right order.

- a Adeb showed her the robot.
- b Adeb built a robot to do the job.
- c First he helped his father.
- d He hopes he will make many other new things that will help people.
- e Then he decided to help his mother.



p.153

LEARNING INPUT

TO WRITE ABOUT THEIR OWN ROBOT



Lesson 5 A small robot

86 1 Listen

Listen to the information about the UAE's young inventor Adeeb Al Baloushi.

Answer the questions.

- 1 How old is Adeeb?
- 2 What did he invent for his father?
- 3 What did he invent for his mother?
- 4 How big was the robot?
- 5 Why does Adeeb invent things.

Listening strategy

Look at the questions you need to answer. You need to find the right pieces of information. Decide what key words you are listening for.

Adeeb is 12 years old.

He invented an artificial leg for his father.

He invented a cleaning robot for his mother.

The robot was very small.

Adeeb invents things because he wants to help people.

LEARNING ACTIVITY

TO WRITE ABOUT THEIR OWN ROBOT

3 Vocabulary

Match the word to its meaning.

1 inventor

2 sofa

3 reach

4 clean

5 surprised

a something you sit on.

b not dirty.

c person who is the first to make something.

d to think something is unusual.

e be able to get to.









LEARNING ACTIVITY

TO WRITE ABOUT THEIR OWN ROBOT

3 Vocabulary

Match the word to its meaning.

- | | | |
|-------------|---|--|
| 1 inventor |  | a something you sit on. |
| 2 sofa |  | b not dirty. |
| 3 reach |  | c person who is the first to make something. |
| 4 clean |  | d to think something is unusual. |
| 5 surprised |  | e be able to get to. |



p.153

3 Write and talk

With your partner, write three questions about the text.

Swap your questions with another pair. Answer their questions.

LEARNING ACTIVITY

TO WRITE ABOUT THEIR OWN ROBOT

Writing

Read the texts again.

Write three questions about them.

Swap your questions with another group.

Answer their questions.

Writing routine

Introduction &
Objectives

Video

New words

Learning

Practice

Assessment

1 Let's make it!

Design your own robot! Think about these questions.

- How big will your robot be?
- What will your robot do? Will it explore places? Will it help in a hospital or at home?
- How will your robot move? Will it have wheels or legs? Will it fly or swim?

Draw a picture of your robot and write 3–5 sentences.



◊ Robot laboratory ◊



LEARNING ACTIVITY

TO WRITE ABOUT THEIR OWN ROBOT

Lesson 5 A small robot

1 Write

One of these sentences is correct, but three are wrong. Re-write the incorrect sentences with the correct commas.

Writing tip

Use commas to separate words in a list.
Don't use a comma before the word **and**.
... olives, peppers, onions and a mountain of cheese.

1 I like eating ice cream cake and chocolate.

I like eating ice cream, cake and chocolate.

2 ~~Waleed took his pencil, pen and notebook to school in his backpack.~~

Waleed took his pencil, pen and notebook to school in his backpack.

3 Mariam went on holiday and saw beautiful parks, museums and mosques.

(Correct)

4 I'm going to the shopping mall. I need to buy books, a camera and a present for my brother.

I'm going to the shopping mall. I need to buy books, a camera and a present for my brother.

LEARNING ACTIVITY

TO WRITE ABOUT THEIR OWN ROBOT


2 Talk

Adeeb al Baloushi likes to invent things to help people. Who would you help? What would you like to invent? Talk about your ideas with a partner. Draw a picture of your idea.

I would invent a wheelchair that can climb stairs.



My invention



Plenary


<https://www.liveworksheets.com/ea378153eg>





<https://www.liveworksheets.com/cr1532145cn>


Name:

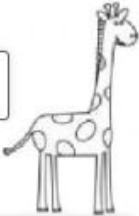
Complete:


1) The cat is 

2) The girl is 

3) The turtle is 

4) The baby is 

5) The giraffe is 

6) The sharpener is 

Writing routine
Introduction & Objectives
Video
New words
Learning
Practice
Assessment