



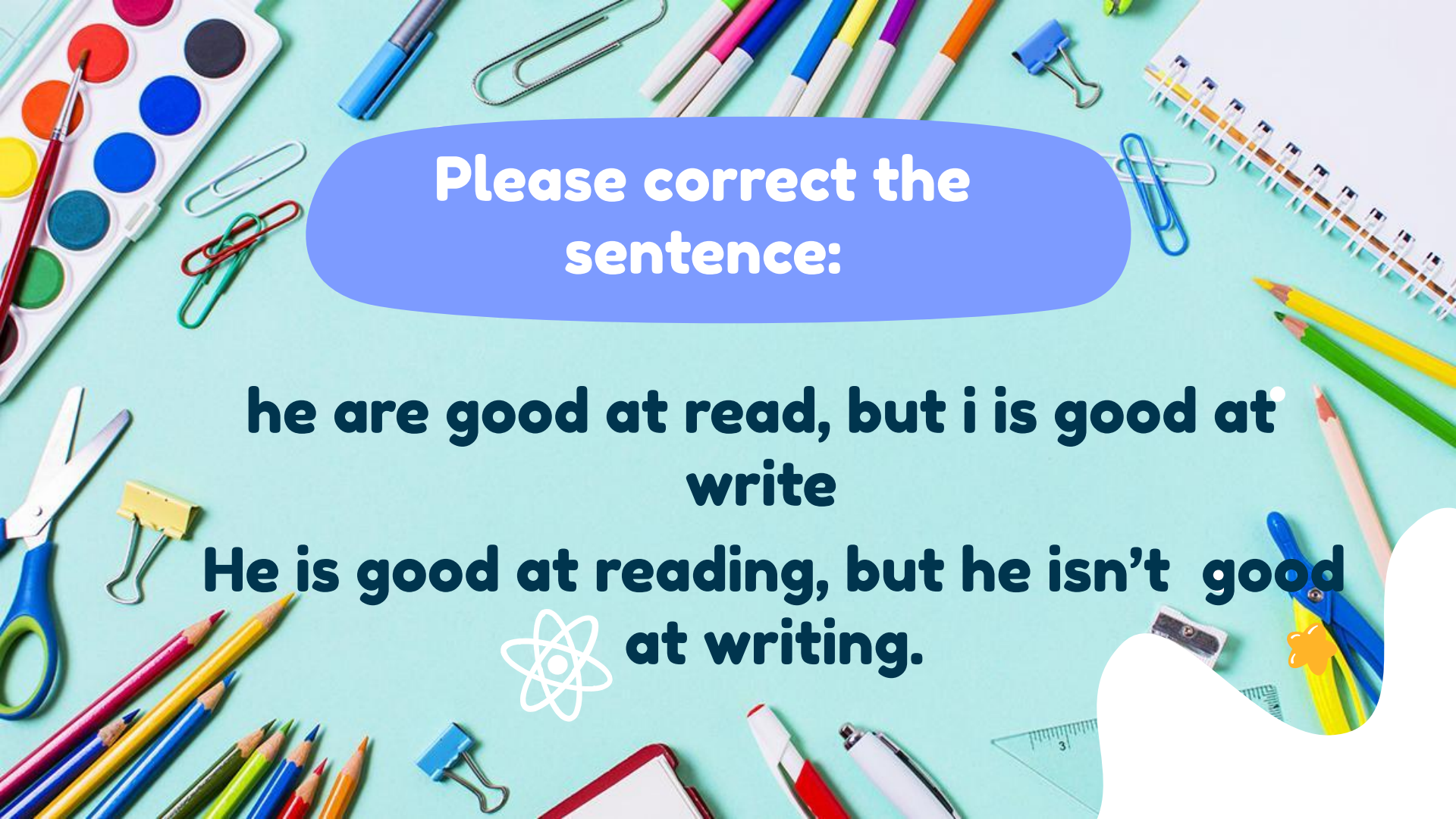
Grade 4
Bridge to Success

Lesson 9
Sharing in the classroom 2



Daily Language Review





Please correct the sentence:

he are good at read, but i is good at write

He is good at reading, but he isn't good at writing.



WARM-UP: What is a...?



NOUN

A person,
place, thing
or idea

ADJECTIVE

Describes a
person, place
or thing

VERB

Describes an
action



Classify the nouns, adjectives & verbs

owl



duck




bear



cut out



kangaroo



tidy up



happy



sad




V
O
C
A
B
U
L
A
R
Y



coloured pencils

Before reading discuss part 1



Who are the characters?

What is the setting?

What did the animals do?

Lesson 10 Sharing in the classroom 2

1. He doesn't have the tools to do his work .

Now read and listen to Part 2 and answer the questions with your partner.

- 1 Why is Duck sad^{adj} at the start of the play?
- 2 Why is Duck happy at the end of the play?

2. Because his friends lend him everything he needs .



PART 2

Sunday -20– sept -2020

Learner's book p.16

- Owl: ... and Duck, how are you doing?
- Narrator: Duck looks very sad.
- Owl: What's the matter, Duck? Is something wrong?
- Duck (*sadly*): I can't do my project and I am very sad.
- Owl: Why can't you do your project, Duck?
- Duck (*sadly*): I don't have coloured pencils to colour in my picture.
- Bat (*happily*): Share my **coloured pencils**!
- Duck (*sadly*): I don't have scissors **to cut out** my picture.
- Bear (*happily*): Share my **scissors**!
- Duck: I don't have glue to stick my picture on the poster.
- Kangaroo (*happily*): Have my glue!
- Duck (*very happily*): Thank you, my friends. Thank you for sharing and helping me. Please could you pass me the coloured pencils, scissors and glue? Thank you very much!
- Bear, Bat,
Kangaroo: Of course! Here you are!
- Owl (*happily*): That is great, everyone. You are all working together in a team.
- Narrator: So Bat, Kangaroo and Bear shared their coloured pencils, scissors and glue with Duck and helped him to finish his picture and stick it on their team poster. The poster was finished and they were all very happy.

**During
reading/
listening
think about:**

**How does Duck
feel in the
beginning of
the play?
Why?**

**Does Duck feel
different at
the end? Why?**

Good at + ing form of verb solve

They are good at solving problems.

I am good at playing football.

She is good at making sandwiches.

He is good at writing.

You are good at playing basketball.

Let's think and
make sentences..



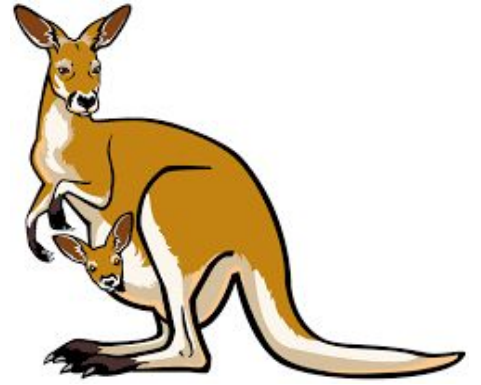
Good at + verb +
ing



Bat




Bear




kangaroo



owl



duck



gg69740881 GoGraph.com

Cut out



shutterstock

Tidy up



Colored
pencils

Values: Look at the classroom sharing rules. Which two do you think are most important? Why?



- Classroom sharing rules**
- 1 Work together.
 - 2 Help your team prepare material. **Tools**
 - 3 Say 'well done' to your team.
 - 4 Share things with your friends.
 - 5 Say 'please' and 'thank you'.



Match the rules to the picture



Classroom sharing rules

- 1 Work together. **b or c**
- 2 Help your team prepare material. **b or c**
- 3 Say 'well done' to your team. **e**
- 4 Share things with your friends. **a**
- 5 Say 'please' and 'thank you'. **d**



1 Write

Pretend that you are Bat. Write a letter to Duck.

Say you are sorry that you didn't know Duck was sad.

Say you want to share your things in the classroom.

Say some other things you want to do in the classroom to work as a team.

End the letter with the words:

Your friend,

Bat



Hint:
Use the words in the instructions to help write your sentences.

Dear Duck,

I am sorry that **I didn't know you were sad. I want to share my things with you in the classroom and work as a team.**

I want to help you and say 'please' and 'thank you'.

Your friend,

Bat

Homework

2 Word study

Does your class have these rules? Circle yes (Y) or no (N).

- 1 Listen when your teacher is talking.
- 2 Put up your hand when you want to say something.
- 3 No mobile phones in the classroom.
- 4 No running in the classroom.
- 5 Share your things with your friends.
- 6 Say 'please' and 'thank you'.
- 7 Help your team.
- 8 Work together.

Y	N
Y	N
Y	N
Y	N
Y	N
Y	N
Y	N
Y	N



**Activity book p. 15
and create a
poster**



Think about the classroom rules above and ones that we have in our classroom.