

Bridge to Success 4



Term 2

Week 3

Unit 7

Lesson 4

English

Grade 4

Ms Lateefa Alremeithi

National Anthem



Today is

of

Sunday

Monday

Tuesday

Wednesday

Thursday

Today's weather is...



1

4

st

1

5

nd

2

6

rd

2

7

th

3

8

9

3

0

January

February

March

April

May

June

July


August

September


October

November

December



Class Rules



Prepare books and school supplies



Sit in a quiet place



Wear school uniform




Be ready and on time



Don't share account information



Open the camera when teacher requests



Stay on mute & raise your hand to participate



Participate but do not interrupt anyone

These are our online class rules



National Anthem

Class Rules

Be Ready

Review

Lesson Outcomes

Vocabulary

Introduction

Learner's Book

Writing

Game!

Activity Book

Story Time



Attendance

Exit Ticket

Self-assessment

You will need:

Always be ready, if you don't have your books you will find them on LMS and ALDiwan

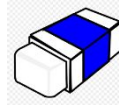


BTS Learner's and Activity book

Pencil




Eraser



Sharpener



Your brilliant brain



National Anthem

Class Rules

Be Ready

Review

Lesson Outcomes

Vocabulary

Introduction

Learner's Book

Writing

Game!

Activity Book

Story Time

Attendance

Exit Ticket

Self-assessment



Review



00:04:00

Start Clear

National Anthem

Class Rules

Be Ready

Review

Lesson Outcomes

Vocabulary

Introduction

Learner's Book

Writing

Game!

Activity Book

Story Time

Attendance

Exit Ticket

Self-assessment

Object Pronouns



Lesson 4 Skill Outcome

- Read and identify familiar words and set phrases in short, simple texts on familiar topics.
- Read and understand the overall meaning of short, simple texts on familiar topics.

Lesson 4 Vocabulary

message, code, decode, secret, instructions

Grammar Topic

-

National Anthem

Class Rules

Be Ready

Review

Lesson Outcomes

Vocabulary

Introduction

Learner's Book

Writing

Game!

Activity Book


Story Time

Attendance

Exit Ticket

Self-assessment

Vocabulary



message




code



decode



secret



instructions



National Anthem

Class Rules

Be Ready

Review

Lesson Outcomes

Vocabulary

Introduction

Learner's Book

Writing

Game!

Activity Book

Story Time


Attendance

Exit Ticket

Self-assessment

Introduction

The history of writing



National Anthem

Class Rules

Be Ready

Review

Lesson Outcomes

Vocabulary

Introduction

Learner's Book

Writing

Game!

Activity Book

Story Time

Attendance

Exit Ticket

Self-assessment



00:04:00

Start Clear

How would you send a secret message?

Read about three different codes and try to decode the secret messages

I will set the times to 1 minute, try to decode the message

Decode this secret instruction!


FGNAQ BA LBHE YRSG YRT.

stand on your left leg



4/6

4/7



1 Talk about it



21st Why might you want to send a secret message?

How would you do it?

2 21st Let's do it!

For thousands of years, people have used codes to send secret messages. Only a person who knows the code can understand the message. Read about three different codes.

A message from Cairo!



A letter code

In ancient times, there were no phones or computers. People wrote messages and gave them to a messenger. The messenger used a camel caravan to deliver the messages.

Important people often wrote their messages in secret code.

You can write a message using one of these ancient codes.

Here is the secret letter code:

A	B	C	D	E	F	G	H	I	J	K	L	M
N	O	P	Q	R	S	T	U	V	W	X	Y	Z

To write a letter in code, use the letter above or below it.

For the letter **A**, write **N**. For the letter **T**, write **G**.

The word **CAT** is written **PNG** in letter code.

Decode this secret instruction!

FGNAQ BA LBHE YRSG YRT.



National Anthem

Class Rules

Be Ready

Review

Lesson Outcomes

Vocabulary

Introduction

Learner's Book

Writing

Game!

Activity Book

Story Time

Attendance

Exit Ticket

Self-assessment



00:04:00

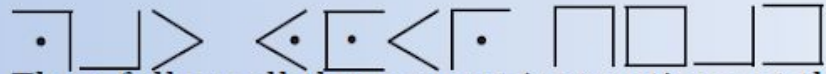
Start Clear

Read the number code
Try to decode the message


Decode this secret instruction!

34 – 15 – 21 **rub**
55 – 53 – 15 – 34 **your**
54 – 15 – 33 – 33 – 55. **tummy**

Decode this secret instruction!



pat **your** **head**



4/6 4/7

Number code

In this code, you replace each letter with a number. Find the letter H on the grid. With your finger, go down to the red number at the bottom: **3**. Now go to the blue number on the left: **2**. So the secret code number for H is **32**. To make it more difficult, write both letters in black: **32**. Remember – always write the **red** number first, then the **blue** number. Try writing your name in number code.

1	A	B	C	D	E
2	F	G	H	I	J
3	K	L	M	N	O
4	P	Q	R	S	T
5	U	V	W	X	Y
	1	2	3	4	5

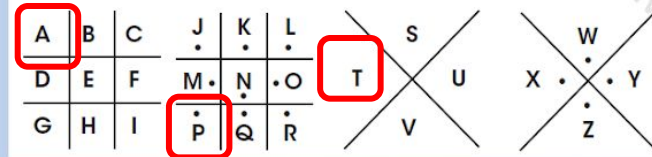
Decode this secret instruction!

34 – 15 – 21
55 – 53 – 15 – 34
54 – 15 – 33 – 33 – 55.

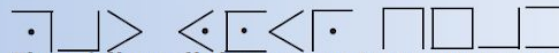


Tic-tac-toe code

To write a letter in this code, find the letter in the pictures below. Draw the part of the picture that has that letter in it. If there is a dot, draw the dot too. This is how you write **BOOT**:



Decode this secret instruction!



Then follow all three secret instructions at the same time!



3 Talk

Which code do you think is the most difficult? Which is the most fun?

National Anthem

Class Rules

Be Ready

Review

Lesson Outcomes

Vocabulary

Introduction

Learner's Book

Writing

Game!

Activity Book

Story Time

Attendance

Exit Ticket

Self-assessment

Let's Practice

Decode the message



00:04:00

Start Clear



National Anthem

Class Rules

Be Ready

Review

Lesson Outcomes

Vocabulary

Introduction

Learner's Book

Writing

Game!

Activity Book

Story Time

Attendance

Exit Ticket

Self-assessment

1 Let's do it!

A letter code

A	B	C	D	E	F	G	H	I	J	K	L	M
N	O	P	Q	R	S	T	U	V	W	X	Y	Z

My message without code:

It's a great day!

My message with code:

Vg'f n terng qnl!

Number code

1	A	B	C	D	E
2	F	G	H	I	J
3	K	L	M	N	O
4	P	Q	R	S	T
5	U	V	W	X	Y

My message without code:

hello

My message with code:

32-51-23-23-53

Tic-tac-toe code

A	B	C	J	K	L	S	W	
D	E	F	M	N	O	T	X	Y
G	H	I	P	Q	R	U	Z	

My message without code:

My message with code:

2 Use of English

Write the past simple tense of each verb on the lines. For help, look at the Irregular verb chart in the Learner's Book on page 106.

- say (1) **said** _____
- eat (2) **ate** _____
- catch (3) **caught** _____
- write (4) **wrote** _____
- give (5) **gave** _____
- tell (6) **told** _____

Look at the letters in the grey shape. What word do you see? **secret**



00:04:00

National Anthem

Class Rules

Be Ready

Review

Lesson Outcomes

Vocabulary

Introduction

Learner's Book

Writing

Game!

Activity Book


Story Time

Attendance

Exit Ticket

Self-assessment

Story Time



National Anthem

Class Rules

Be Ready

Review

Lesson Outcomes

Vocabulary

Introduction

Learner's Book

Writing

Game!

Activity Book

Story Time

Attendance

Exit Ticket

Self-assessment

Attendance

Please listen for your name when I take the attendance



National Anthem

Class Rules

Be Ready

Review

Lesson Outcomes

Vocabulary

Introduction

Learner's Book

Writing

Game!

Activity Book


Story Time

Attendance

Exit Ticket

Self-assessment

Use **two** or more **adjectives** in a sentence




Self assessment







Students online: Write in the chat



- Ask and answer questions on familiar topics.
- Listen and identify some details in short, simple texts on familiar topics.



I Understand

	I Got It! I understand everything.
	I Mostly Get It. I understand most of it, but not all of it.
	I Sort of Get It. I am still a little confused.
	I Don't Get It. I don't understand at all and I am very confused.

Copyright 2014, Nikki Sabiston

National Anthem

Class Rules

Be Ready

Review

Lesson Outcomes

Vocabulary

Introduction

Learner's Book

Writing

Game!

Activity Book

Story Time

Attendance

Exit Ticket

Self-assessment

Don't forget

Stay Safe



KEEP YOUR DISTANCE



WEAR YOUR

MASK



Stay Home if you're feeling sick



DON'T TOUCH



YOUR FACE!

SEE YOU SOON



wash your hands!



4-5 Wheel



4-6 Wheel

