

Aa Bb Cc Dd Ee Ff Gg Hh Ii Jj Kk Ll Mm Nn Oo Pp Qq Rr Ss Tt Uu Vv Ww Xx Yy Zz



Hang on...



I'm just taking attendance ..

Welcome back!

Miss Tasneem's

Grade 4

English class.

Reminders

Just a friendly reminder...

Homework on LMS

Camera on!!!



Starter activity -



The Alphabet

Aa	Bb	Cc	Dd	Ee
Ff	Gg	Hh	Ii	Jj
Kk	Ll	Mm	Nn	Oo
Pp	Qq	Rr	Ss	Tt
Uu	Vv	Ww	Xx	Yy
Zz				

Days of the week

Sunday

Monday

Tuesday





Wednesday


Thursday

Friday

Saturday

Let's Stay Safe!

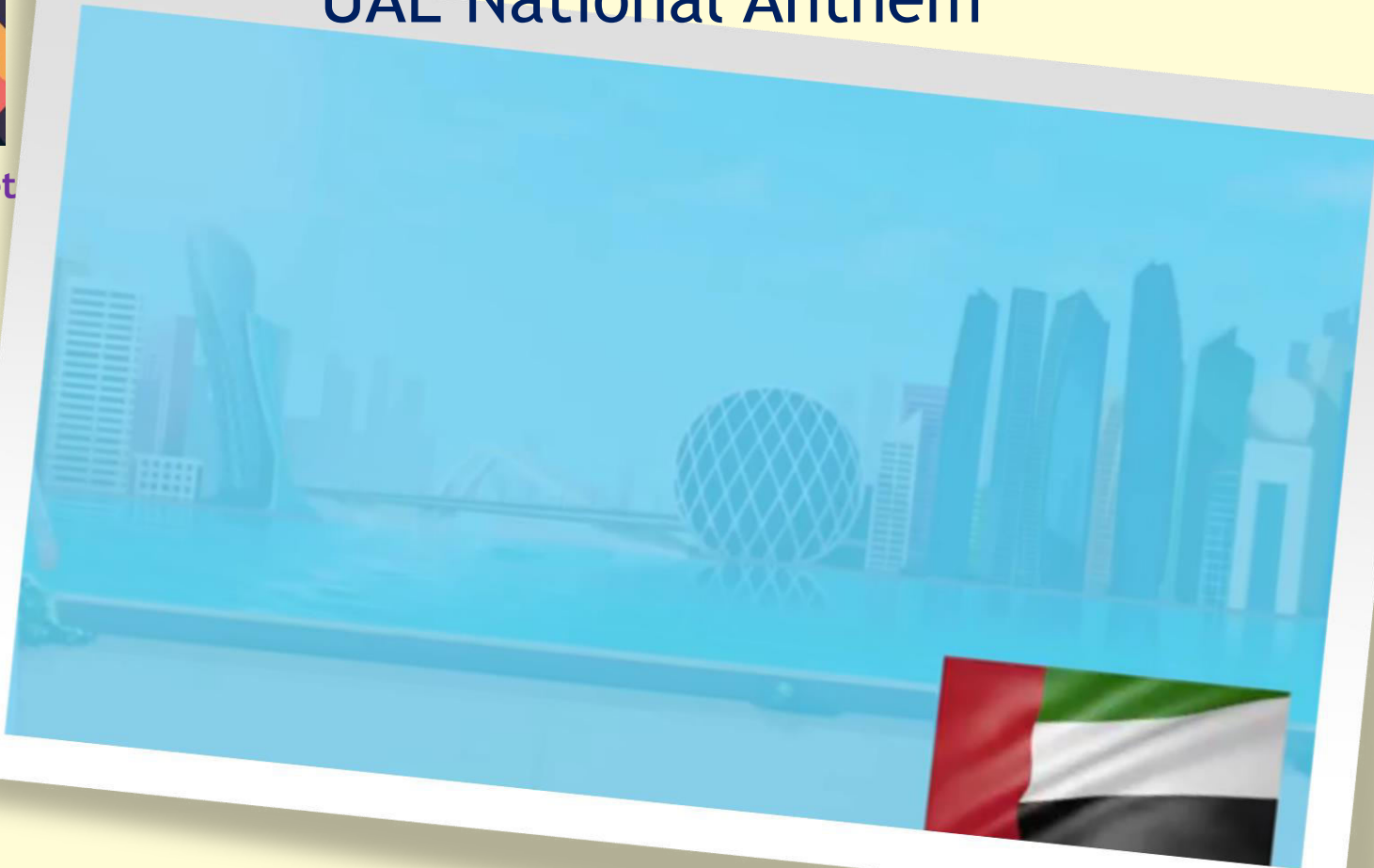
	Tell a teacher if you feel sick.
	Wash your hands. Rub them together to kill the germs.
	Keep your mask over your mouth and nose.
	Social distance.
	Do not touch your face.



UAE National Anthem



We only get
stronger




Let's work towards our LMS badges

10 points



Camera open... Uniform o...

10  




Communicating
3 Point/s



Creative
Thinking
3 Point/s



Critical Thinking
3 Point/s



Super Reader
4 Point/s



Hard Worker
3 Point/s



Helping
Colleague
2 Point/s



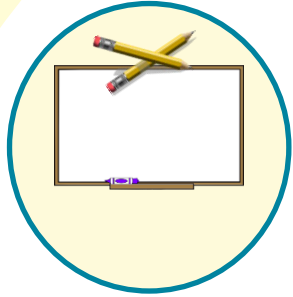
Star Performer
3 Point/s



Participation
1 Point/s

قوانين التعلم عن بعد والأمن الإلكتروني

Distance learning and cybersecurity rules



أجهز كتبتي وأدواتي المدرسية
Prepare books and school supplies



أجلس في مكان هادئ
Sit in a quiet place




ارتداء الزي المدرسي
Wear school uniform



الالتزام بوقت الحصة
Be ready and on time




افتح الكاميرا عندما تطلب المعلمة
Open the camera when the teacher requests



أغلق الميكروفون وأرفع يدي للمشاركة
Stay on mute & raise your hand to participate



أشارك بالتعلم ولا أقطع أحد
Participate but do not interrupt anyone



لا أشارك بيانات حسابي
Don't share account information

لسلامتك وسلامة الآخرين

For your safety & the safety of others




غسل اليدين بالماء والصابون

Wash hands with soap and water



ارتداء القناع عند الخروج من المنزل

Wear a mask when going outside



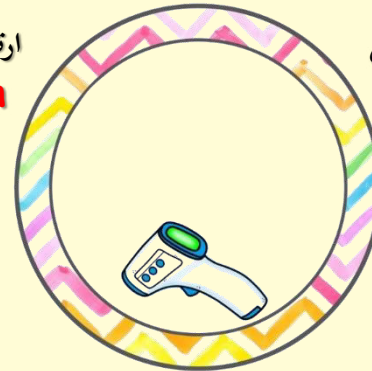
أحافظ على التباعد الجسدي

Keep physical distancing




استخدام المعقم

Use sterilizer



قياس حرارتي قبل الخروج من المنزل

Take your temperature before leaving the house



Remember to like/
thumbs up your
friend's good
answers...

Thumbs up –
Yes, it's a good
answer
Thumbs down -
Please try again



STARTER

OF THE DAY



Padlet



Today is

Sunday, 3rd December 2021

Days of the Week

Sunday

Monday

Tuesday

Wednesday

Thursday

Friday

Saturday

Months of the Year

January

February

March

April

May

June

July

August

September


October

November

December



What do you remember
about dinosaurs?



Can you read and identify these words?

1 horn



5 sharp teeth




2 tail



3 beak



4 spikes






UNITED ARAB EMIRATES
MINISTRY OF EDUCATION

Week commencing 10th January 2021

Term 2 – Week 2
Access Book 4



LESSON 9

My dinosaur

Pages: 17 & 18



WALT



We are learning to

- name prepositions in, on, under
- describe different pictures using prepositional words
- Sequence items
- Write sentences using correct punctuation.
- Write short, simple sentences on familiar topics using prepositions
- Apply spelling rules and conventions when writing



WILF



Listening

What I'm looking for

Speaking



Reading



Understanding



Expressing
Understanding

Writing -
sentences



PREPOSITION

What is a preposition?



A preposition is a word that...

Prepositions

...tells us where something is.



Can you name some prepositions that you saw and learnt about in the video?



Vocabulary




Where Is Worm?
**The worm is on the flower
pot.**




Where Is Worm?

The worm is on the ball.




Where Is Worm?
**The worm is under the flower
pot.**




Where Is Worm?

The worm is under the ball.



Where Is Worm?
**The worm is next to the flower
pot.**



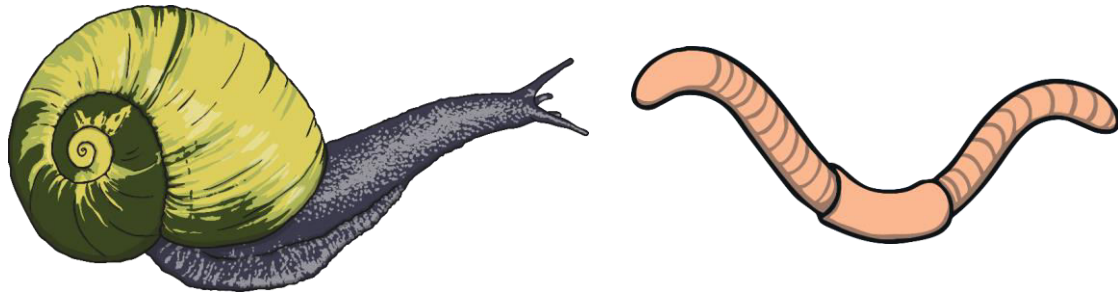
Where Is Worm?

The worm is next to the ball.



Where Is Worm?

The worm is next to snail.



1 Vocabulary

Complete the sentences using the words.


on under next to



1 The triceratops is under the tree.

2 The T-rex is next to the triceratops.

3 The pterodactyl is on the T-rex.



Let's write sentences



Look at the picture



Make a sentence



Use a capital letter and full stop

Vocabulary

on: 

under: 

next to: 

2 Listen Track 41

Listen to the instructions and number them 1-5.

Make a dinosaur

- 2** Colour the dinosaur.
- 4** Cut out the dinosaur shape.
- 1** Draw the shape of a dinosaur.
- 5** Put the dinosaur somewhere in the classroom.
- 3** Draw horns or spikes on the dinosaur.



Listen, understand, match

Match the number to the picture
Write the word and the alphabet
Example: 1 - A


Make a dinosaur

- 2 Colour the dinosaur.
- 4 Cut out the dinosaur shape.
- 1 Draw the shape of a dinosaur.
- 5 Put the dinosaur somewhere in the classroom.
- 3 Draw horns or spikes on the dinosaur.

3 Practice

Match the instructions in Activity 2 to the pictures.


A



D




C



B



E



ACTIVITY TIME

15:00



1 - Classkick 2 - Online Activities

Website	Link
wordwall	https://wordwall.net/resource/5226333/prepositions-place https://wordwall.net/resource/824763/quiz-prepositions https://wordwall.net/resource/1403372/prepositions-activity https://wordwall.net/resource/3068947/prepositions

Do your Best!
♥

STREAM

Link with
Science


LMS time



Complete

Online Activities

Website	Link
wordwall	https://wordwall.net/resource/5226333/prepositions-place https://wordwall.net/resource/824763/quiz-prepositions https://wordwall.net/resource/1403372/prepositions-activity https://wordwall.net/resource/3068947/prepositions



Next steps



Tomorrow we will learn more about dinosaurs





Success Criteria



I can...

- name prepositions in, on, under
- describe different pictures using prepositional words
- Sequence items
- Write sentences using correct punctuation.
- Write short, simple sentences on familiar topics using prepositions
- Apply spelling rules and conventions when writing





**SELF
ASSESSMENT**

3

I can do
this!



Can you say
where you are
right now ?

2

I'm getting
there.



Raise a finger

1

I need
help!





Thank you