




Sunday
Monday
Tuesday
Wednesday
Thursday
Friday
Saturday



Good Morning Class



Greeting
National Anthem
Distance Learning & safety Rules
Starter: Phonics Grammar Writing Reading
Lesson Objectives
Learner Book: Video Keywords
Lesson Content
Formative Assessment
Self-Assessment



Greeting

National Anthem

Distance
Learning &
safety Rules

Starter:
Phonics
Grammar
Writing
Reading

Lesson
Objectives

Learner Book:
Video
Keywords

Lesson Content

Formative
Assessment

Self-Assessment

Assistant Teacher of

2A - e week:

Role:

- To read the rules
- To read out the instructions of each

activity.



Assistant Teacher of

2B the week:

Role:

- To read the rules
- To read out the instructions of each activity.



Assistant Teacher of

2C the week:

Role: —

- To read the rules
- To read out the instructions of each activity.



Assistant Teacher of

2D the week:

Role:

- To read the rules
- To read out the instructions of each activity.



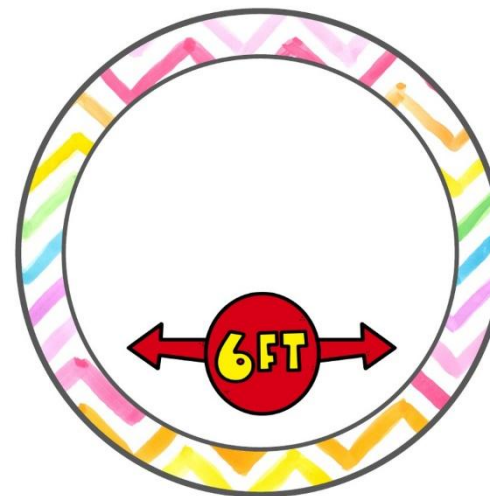
For your safety & the safety of others



Wash hands with
soap and water



Wear a mask when
going outside



Keep physical distancing



Use sterilizer



Take your temperature before leaving the house

Greeting

National Anthem

Distance
Learning &
safety Rules

Starter:
Phonics
Grammar
Writing
Reading

Lesson
Objectives


Learner Book:
Video
Keywords

Lesson Content


Formative
Assessment

Self-Assessment

Distance learning and cybersecurity rules



Prepare books and school supplies



Sit in a quiet place




Wear school uniform



Be ready and on time




Open the camera when the teacher asks



Stay on mute & raise your hand to take part



Please do not interrupt anyone



Don't share account information

Greeting

National Anthem

Distance Learning & safety Rules

Starter:
Phonics
Grammar
Writing
Reading

Lesson Objectives

Learner Book:
Video
Keywords

Lesson Content

Formative Assessment

Self-Assessment

Distance Learning: Week 2

- At the end of the week, I will choose 3 children based on:
 - **Attendance**
 - **Participation in lesson**
 - **Completed work in books**
 - **Completed work on LMS**





PHONICS

**New
Sound**

**Green
Words**

**Red
Words**

Greeting

National Anthem

Distance
Learning &
safety Rules

Starter:
Phonics
Grammar
Writing
Reading

Lesson
Objectives

Video

Lesson Content

Formative
Assessment

Self-Assessment

Word of the day is...

LET'S
WRITE

is



You will need a notebook and pencil.
You have 30 seconds to write a sentence using this word.
Sentences need to make sense.
When you have finished, turn on the camera and show us your writing.

Greeting

National Anthem

Distance
Learning &
safety Rules

Starter:
Phonics
Grammar
Writing
Reading


Lesson
Objectives

Video

Lesson Content

Formative
Assessment

Self-Assessment



GRAMMAR

We add a capital letter at the beginning of sentences.

the clay is hard.

Greeting

National Anthem

Distance Learning & safety Rules

Starter:
Phonics
Grammar
Writing
Reading

Lesson Objectives


Video

Lesson Content

Formative Assessment

Self-Assessment

Story Book



	Needs Improvement <i>A lot of guidance</i>	Good <i>Some Guidance</i>	Excellent <i>Independent Reader</i>
Phonics: Student applies phonics skills accurately.	1	2	3
Accuracy: Student self-monitors and self corrects when needed.	1	2	3
Fluency: Students masters red words. Student is reading with fluency.	1	2	3
Expression: Student is reading with expression. Student recognizes and makes appropriate changes for punctuation.	1	2	3

Greeting

National Anthem

Distance Learning & safety Rules

Starter:
Phonics
Grammar
Writing
Reading

Lesson Objectives

Video

Lesson Content

Formative Assessment

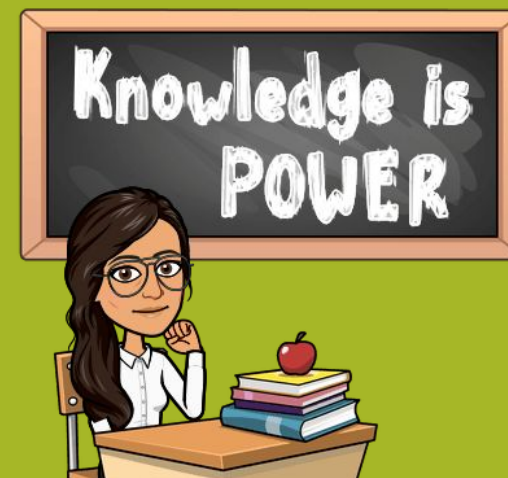
Self-Assessment

Week commencing 17th
January 2021

Term 2 –
Week 3
LS4UAE

LESSON 2

The Little Lump of Clay



Greeting

National Anthem

Distance
Learning &
safety Rules

Starter:
Phonics
Grammar
Writing
Reading

Lesson
Objectives

Video

Lesson Content

Formative
Assessment

Self-Assessment

Lesson Objectives

LISTENING

Listen to the Little Lump of Clay story.

SPEAKING

Ask and answer questions.

READING

Read the Little Lump of Clay story.

WRITING

Write the missing words from the story.

Greeting

National Anthem

Distance Learning & safety Rules

Starter:
Phonics
Grammar
Writing
Reading

Lesson Objectives

Video

Lesson Content

Formative Assessment

Self-Assessment



Greeting

National Anthem

Distance
Learning &
safety Rules

Starter:
Phonics
Grammar
Writing
Reading

Lesson
Objectives

Video

Lesson Content

Formative
Assessment

Self-Assessment

Key words



cu

n



she

lf



kil

n

Greeting

National Anthem

Distance Learning & safety Rules

Starter:
Phonics
Grammar
Writing
Reading

Lesson Objectives

Video

Lesson Content

Formative Assessment

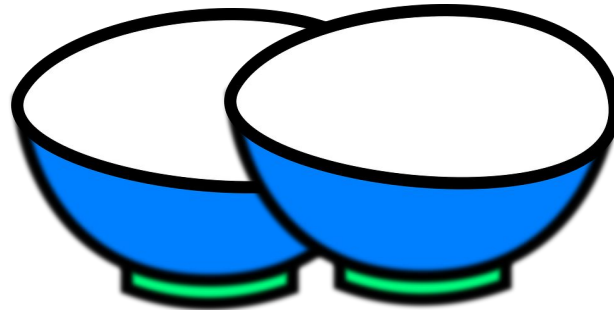
Self-Assessment

Key words



sauce

rs



bow

ls



mu

os

Greeting

National Anthem

Distance Learning & safety Rules

Starter: Phonics Grammar Writing Reading

Lesson Objectives


Video

Lesson Content

Formative Assessment

Self-Assessment

Key
words



on

e



tw

o



thre

e

Greeting

National Anthem

Distance
Learning &
safety Rules

Starter:
Phonics
Grammar
Writing
Reading

Lesson
Objectives


Video

Lesson Content

Formative
Assessment

Self-Assessment

Key
words



re

gree

blu

d

n

e

Greeting

National Anthem

Distance
Learning &
safety Rules

Starter:
Phonics
Grammar
Writing
Reading

Lesson
Objectives

Video

Lesson Content

Formative
Assessment

Self-Assessment

TEXT 1 | The Little Lump of Clay

“I made a **cup!**” said the little girl.

“Great!” said her mother.

The little girl put the cup in the **kiln**. It was very hot.

She took it out of the kiln and put it on the **shelf**.



VOCABULARY

cup

kiln

shelf

Greeting

National Anthem

Distance
Learning &
safety Rules

Starter:
Phonics
Grammar
Writing
Reading

Lesson
Objectives

Video

Lesson Content

Formative
Assessment

Self-Assessment

Instructions: Choose the correct answer, **A**, **B**, or **C**.

1

What did the little girl make?

A a cup

B a shelf

C a kiln

Instructions: Choose the correct word to fill in the gap.

2

The _____ was very hot.

A shelf

B kiln

C little girl

TEXT 2 | The Little Lump of Clay

The little girl took the cup home. She put it at the window next to the other cups, **saucers**, **bowls** and **mugs**.

At the window there were **two blue** cups, **two red** saucers, **one green** bowl and **three red** mugs.

VOCABULARY

saucers bowls mugs two one three blue red green

Greeting

National Anthem

Distance
Learning &
safety Rules

Starter:
Phonics
Grammar
Writing
Reading

Lesson
Objectives

Video

Lesson Content

Formative
Assessment

Self-Assessment

Instructions: Choose the correct answer, A , B , or C .	
3	<p>Which sentence is true about TEXT 2?</p> <p>A The little girl put the cup in the bin.</p> <p>B The little girl put the cup in the bowl.</p> <p>C The little girl put the cup at the window.</p>
Instructions: Use a word from the text to fill in the gap	
4	<p>The saucers were _____.</p> <p>A blue</p> <p>B green</p> <p>C red</p>
5	<p>How many mugs were at the window?</p> <p>A three</p> <p>B two</p> <p>C one</p>

Greeting

National Anthem

Distance Learning & safety Rules

Starter: Phonics Grammar Writing Reading

Lesson Objectives

Video

Lesson Content

Formative Assessment

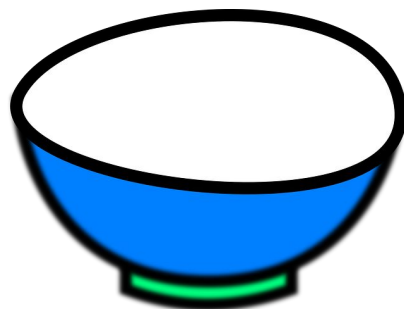
Self-Assessment

Instructions: In the box below, draw and label some other objects that can be made from clay.

6



sauc
er



bo
wl

Greeting

National Anthem

Distance
Learning &
safety Rules

Starter:
Phonics
Grammar
Writing
Reading

Lesson
Objectives



Video

Lesson Content

Formative
Assessment

Self-Assessment

Online Activities

Website	Link	Challenges	
Wordwall	https://wordwall.net/resource/762832	Easy Level	
LMS	Lesson 2 LS4UAE Comprehension	Hard Level	

Flying Notebook



Five Interesting Things About me

I will choose someone at random!
PRESENTATION



**SOCIAL
WELLBEING**



Flying Notebook

Our Helpful Neighbours

Task:	Submit Work	Deadline
- Write sentences to describe your helpful neighbours.	Take a picture of your work and send this to me on Class Dojo	Week 4



Self - Assess

How do you feel about today's lesson?



Microsoft Forms

1 I can do it!



2 I am getting there.



3 I need more help!



Greeting

National Anthem

Distance
Learning &
safety Rules

Starter:
Phonics
Grammar
Writing
Reading

Lesson
Objectives

Video

Lesson Content

Formative
Assessment

Self-Assessment