


The National Anthem of the UAE

Please stand.



Welcome



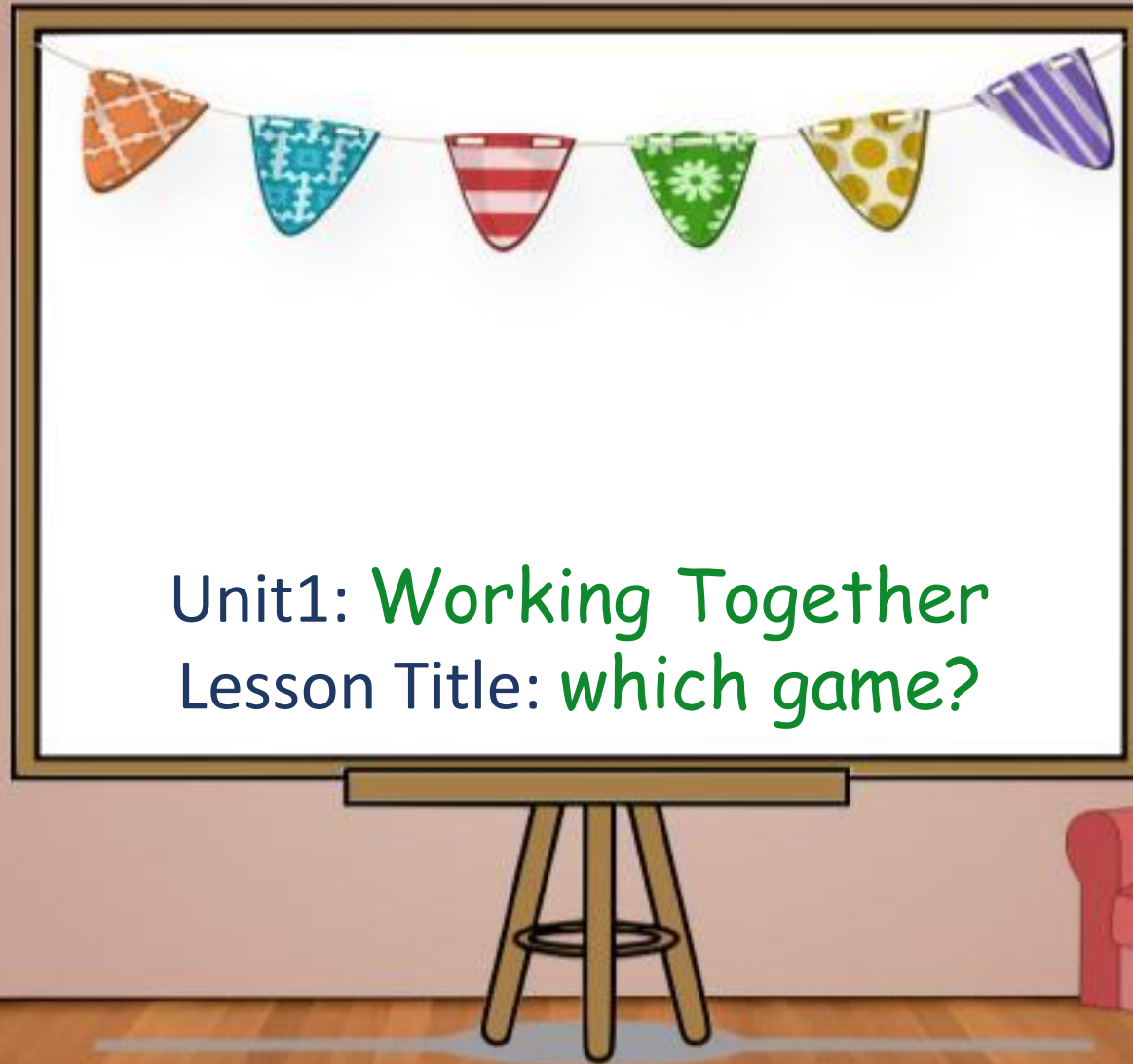
Attendance



Yes



Bridge to Success



Our rules in distance learning



**Do not use
the chat
to send
any comments
and do
the tasks**

Mute your MIC



Turn off your camera



**Remember:
Mute your
mic.**



Good Job!



RULES



wash
your
hands!

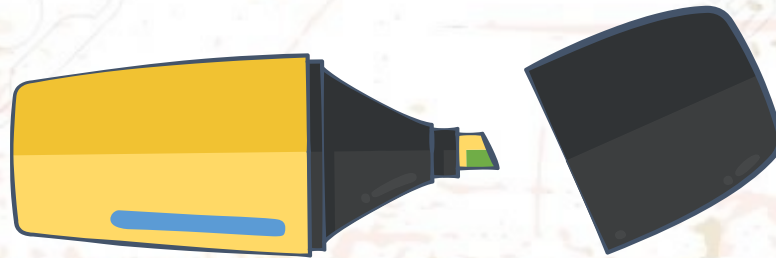


WEAR YOUR



MASK

**KEEP YOUR
DISTANCE**





Warming up




Reading
Time



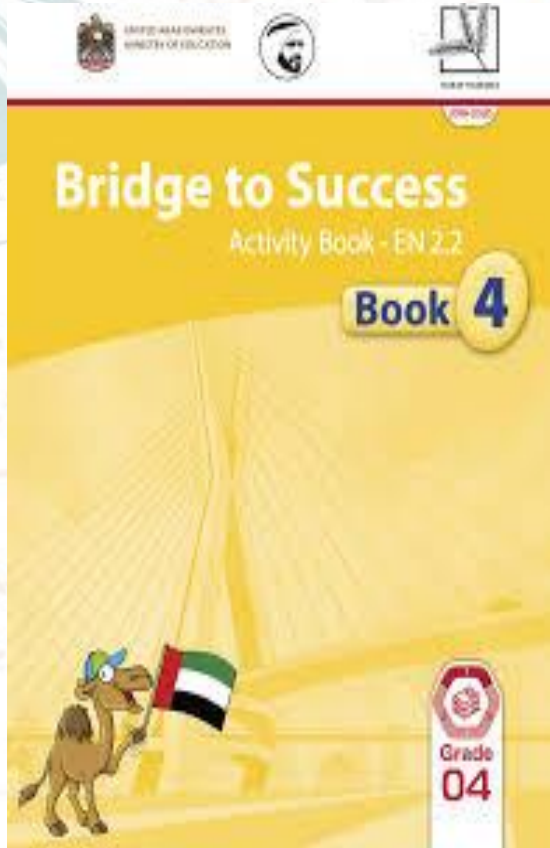
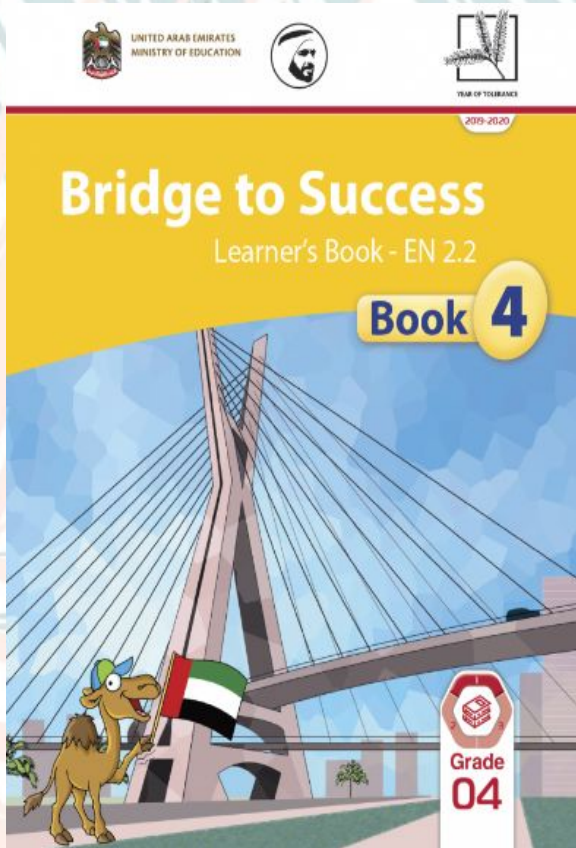
The Al Ayyalah Routine

National Day is celebrated in the UAE and in many other countries too. The Al Ayyalah routine is part of the celebrations. There is a big drum and three small drums. The men hold up their sticks and make them move up and down, left and right.



Now
READING

What do I need before we start?



Printed Learner and Activity book

Learner Book

Page 9

Activity book

page 6,7,8

Unit 1 Working together


We're going to:
talk and write about what people are doing
follow and give instructions
play games and do projects together

write about what we think and what we like
read and talk about a play

Lesson 1 The Al Ayyalah routine

1 Talk about it

These boys are learning the Al Ayyalah routine for National Day. Talk about the picture. What is each person doing?




6

Unit 1 Working together

Lesson 1 The Al Ayyalah routine

1 Read
Look and read. Write **yes (Y)** or **no (N)**.



1 The children are learning the Al Ayyalah routine. _____

2 The teacher is sitting. _____

3 There are eight children. _____

4 A child is playing the big drum. _____

5 The children are holding long sticks. _____

6 There is one big drum. _____

7 The children are having fun. _____

8 There are five drums. _____

6 Bridge to Success Grade 4 Activity Book Unit 1

Subject : English

UNIT/1


Working together



LESSON 4

which game?

WHICH TIME



LET'S PLAY

Outcomes:

By the end of the lesson, learners will be able to ...

read and follow stepped game instructions.

listen to your instructions for playing games and for specific information

ask and answer questions about activities they find easy or challenging

What do you and your friends like to do?

SPEAK UP

Think Pair Share

The graphic features a blue megaphone on the left. Below the title, three stages of an activity are illustrated: 'Think' shows a girl with a thought bubble; 'Pair' shows two children sitting together; 'Share' shows three children sitting in a circle in front of a greenboard.

Meeting chat [X]

[Microphone icon] 9:40 AM Meeting started

[Type a new message]

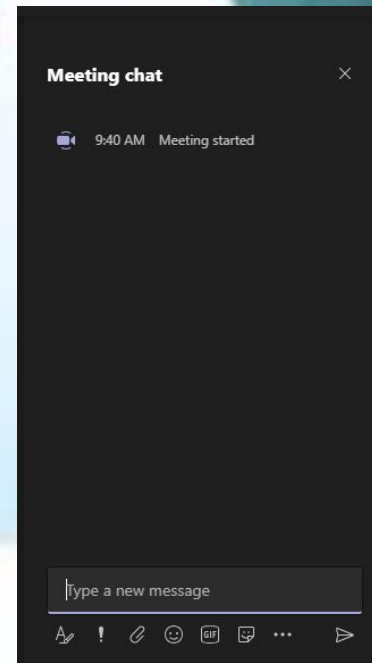
[Icons: Bold, Exclamation mark, Link, Smiley face, GIF, Sticker, More options, Send]

Let's spell these words.

e a s y

d i f f i c u l t

Let's write these words in the chat box.



Expressions used as you play the games.



Don't give up!

Let's try again.

That's good.

We've done it!

Let's
begin!

That's
awesome!

It's your
turn!

Listening



Don't give up!

Let's try again.

That's good.

We've done it!

Listen and clap your hand when you hear an expression from above.



1 The children are learning the Al Ayyalah routine. **yes**

2 The teacher is sitting. **no**

3 There are eight children **no**

4 A child is playing the big drum **no**

5 The children are holding long sticks. **yes**

6 There is one big drum **yes**

7 The children are having fun. **yes**


8 There are five drums. **no**

1 Working together

Lesson 1 The Al Ayyalah routine

1 Read

Look and read. Write yes (Y) or no (N)





Write

Pretend that you are doing the Al Ayyalah routine and look at all the boys in the picture on page 6 of the Learner's Book. Write a chant about the Al Ayyalah routine.

Which of the boys are you? How are you moving?

Why are you doing the routine?

Use some of the words in the box in your chant. Give your chant a title.

up down left
right slowly quickly
twist turn foot
do routine

Title: **Movement**

I am moving stick right and left.

I am doing routine .

I am twisting and turning

I am playing drum slowly and quickly.

I am moving stick up and down.

2 Read

Here is a new game.
Complete the text with the words from the box.

circle hand hold say many win

**Eleven fingers**

This is a game for three people. Stand in a **circle** ⁽¹⁾.

Together, **say** ⁽²⁾ '1, 2, 3 ... Go!'.

When you say 'Go!', **hold** ⁽³⁾ out some fingers on one **hand** ⁽⁴⁾: how many fingers have each of you held up?

Count all the fingers. How **many** ⁽⁵⁾ fingers are there altogether?

To **win** ⁽⁶⁾ the game, there must be 11 fingers.



4 3 Listen

Which game are the children playing? Listen and check.

Two can tie a bow



Lesson 4 Which game?

1 Let's do it!


Look at the chart. Jamal, Nabil and Tarik played the game 'Eleven fingers' three times. The chart shows how many fingers Jamal, Nabil and Tarik had in each game.

Add up the number of fingers for each game. Write the number in the chart.

Did the boys win each game? Circle yes (Y) or no (N).



	Jamal	Nabil	Tarik	How many fingers?
Game 1	2	4	3	9
Game 2	1	4	5	10
Game 3	5	2	4	11



2 Word study

Put the words in the correct order to make phrases.

1 up/give/Don't !

Don't give up!

2 on/step/floor/Don't/the !

Don't step on the floor!

3 try/again/Let's !

Let's try again!

4 done/it/We've .

We've done it!

5 stand/Try/to/up .





Try to stand up.


6 good/That's .

That's good!

ACTIVITY TIME



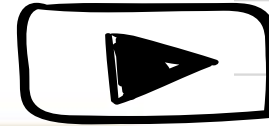





1 **21st Read**

Read these instructions and look at the picture.

Which colour team is doing each activity: red, yellow, green or purple?



ANSWERS




Tie two ropes around the tree.

Pass a glass of water through the ring.

Climb to the top of the wall.

Carry the boxes to the table.



Red = Climb to the top of the wall.

Yellow = Tie two ropes around the tree.

Green = Carry the boxes to the table.

Purple = Pass a glass of water through the ring.



2 Use of English

Match the questions with the answers.

1 What are the boys in the green vests doing?

2 What is boy number 17 doing?

3 What are the boys in the yellow vests doing?


4 What is boy number 28 doing?

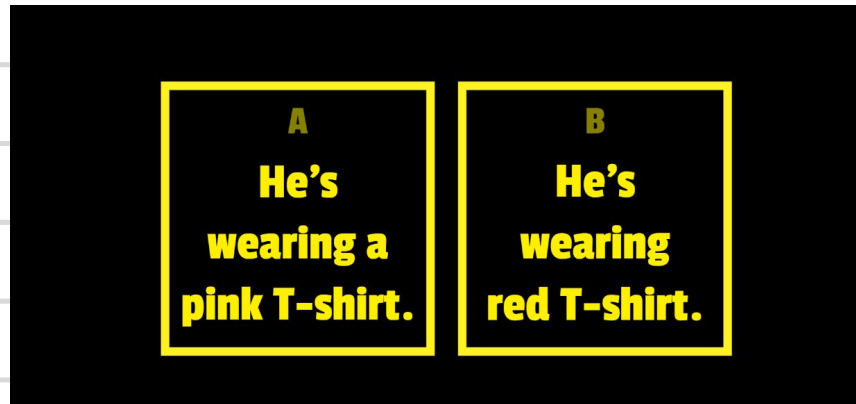
a They are tying a rope around the tree.

b They are carrying boxes to the table.

c He is standing on a ladder.

d He is climbing the wall.

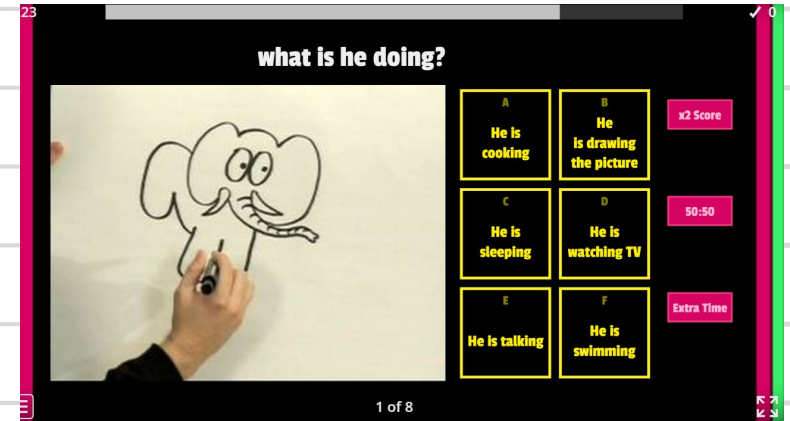





<https://wordwall.net/resource/1571611>


@

LET'S
PLAY



<https://wordwall.net/resource/2025138/what-they-doing>

Handwritten green scribble



helping Bader

climbing the wall

standing on a ladder

- 1 What is Bader doing? Bader is climbing the wall.
- 2 What are Ibrahim and Adel doing? Ibrahim and Adel are helping Bader.
- 3 What is Nabeel doing? Nabeel is standing on a ladder.

Write the questions. Start each question with **What is** or **What are**. Put a ? at the end of each question.

- 4 _____
They are carrying boxes. **What are** they carrying?
- 5 _____
He is pulling Bader. **What** is Marwan pulling?
- 6 _____
He is passing a glass to Nabeel. **What is** Walid doing?



R words to
form a sentence

<https://wordwall.net/play/4243/178/463>


<https://wordwall.net/play/4243/178/758>

<https://wordwall.net/play/4243/178/141>

<https://wordwall.net/play/4243/178/309>

<https://wordwall.net/resource/4243178>

ACTIVITY TIME



Game Time!

**QUIZ
TIME!**

<https://wordwall.net/play/4242/028/997>

How was today's lesson ?

3

I can do this!



2

I'm getting there.



1

I need help!



Goodbye!


GOOD BYE

See you

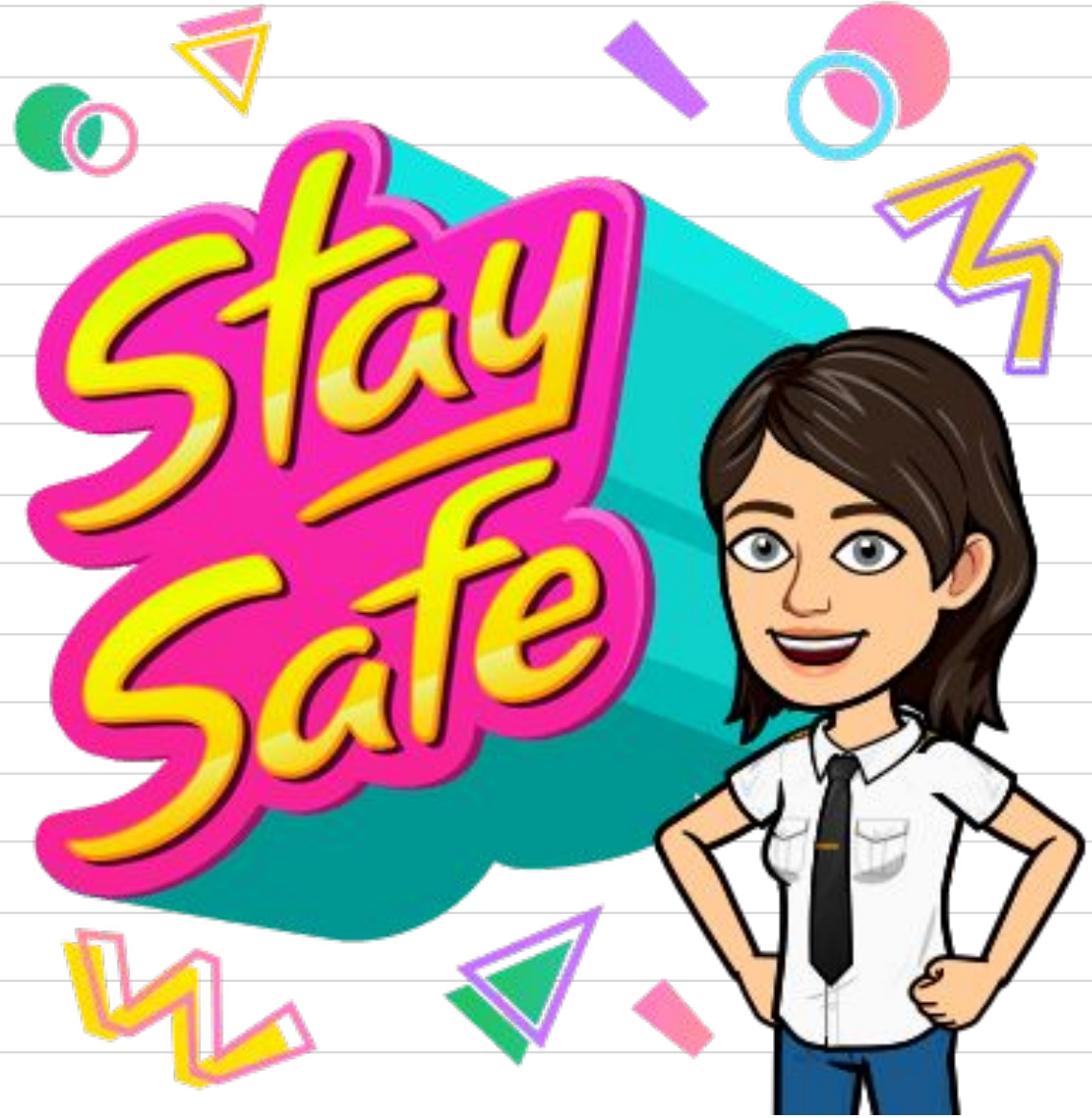
tomorrow!



GOOD BYE




Stay Safe



Thank You



Leave the conversation



Good bye





- <https://www.spellingtraining.com/games/sharks.html?<mmmyvl&vpcvdqthyq&rymzdbhlyq&lrqbo&umtsy&kylhtdp&uzqyuzarlyq&wtjayqbev&zar40qzvy>

*let's
go!*