


The National Anthem of the UAE

Please stand.



Welcome



Attendance



Yes



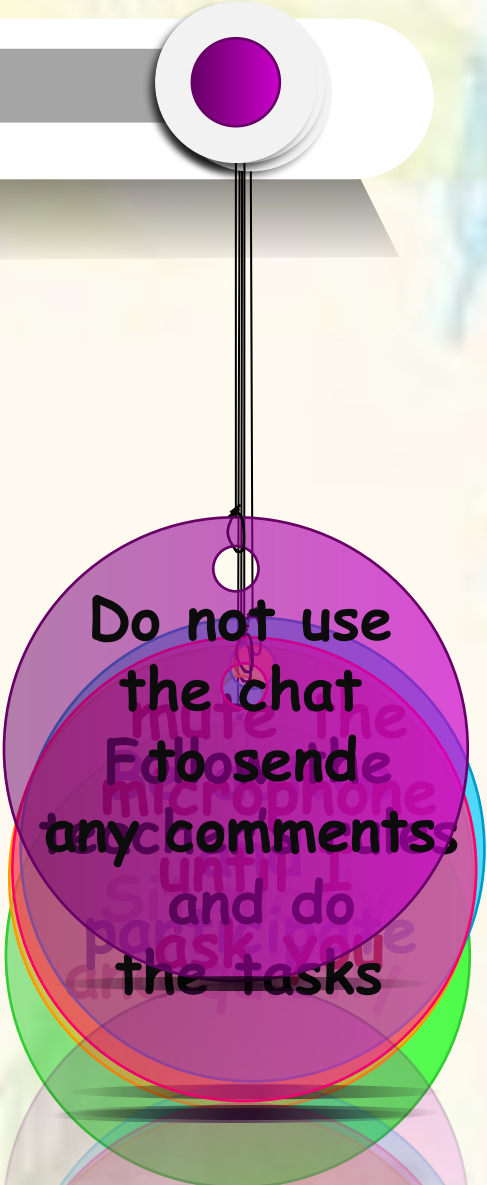
Bridge to Success



Unit1: Working Together
Lesson Title: Let's Play



Our rules in distance learning



**Do not use
the chat
to send
any comments
and do
the tasks**

Mute your MIC



Turn off your camera



**Remember:
Mute your
mic.**





RULES

WEAR YOUR




MASK



**KEEP YOUR
DISTANCE**



**wash
your
hands!**

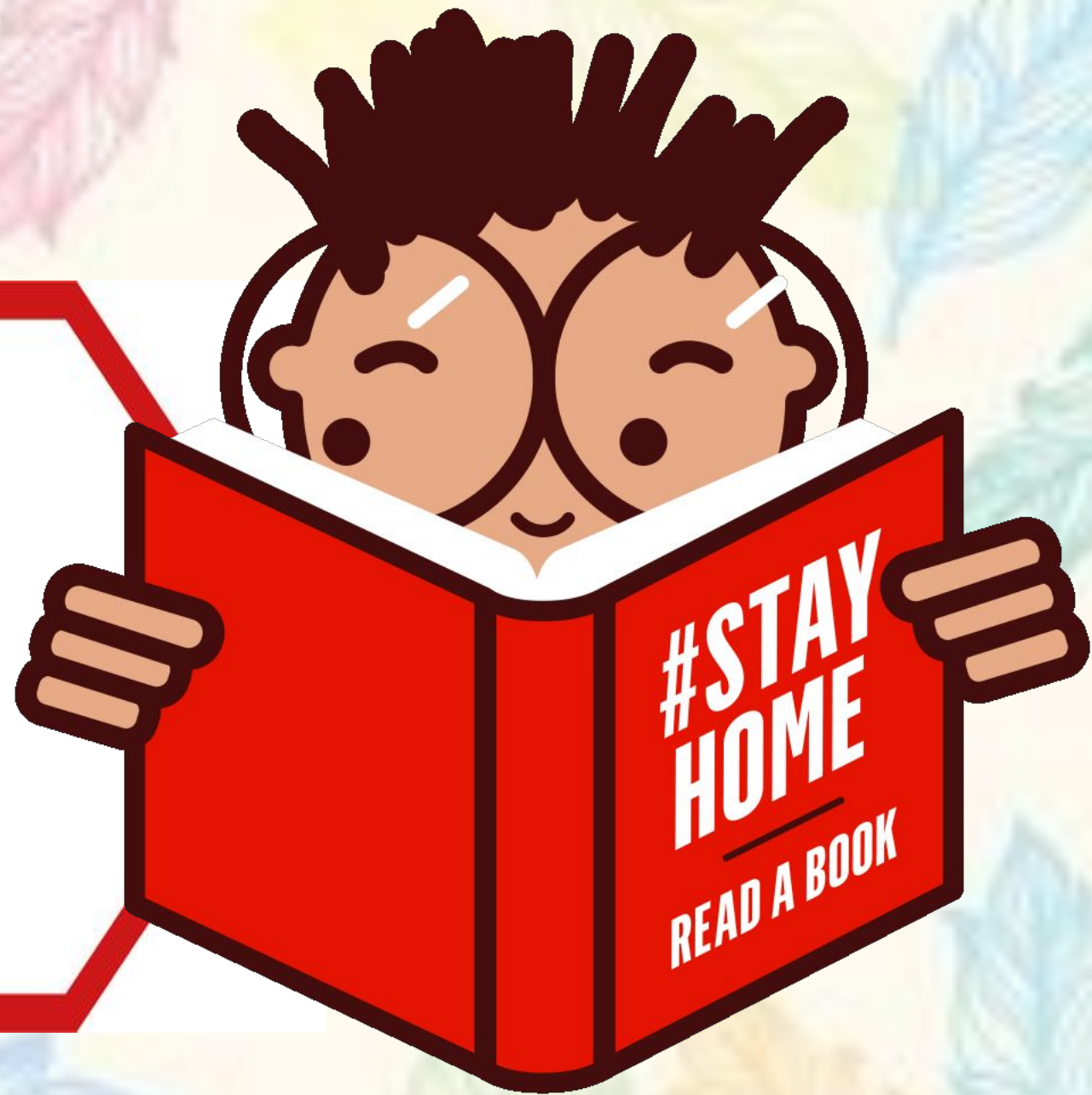




Warming up

#5


Reading Time



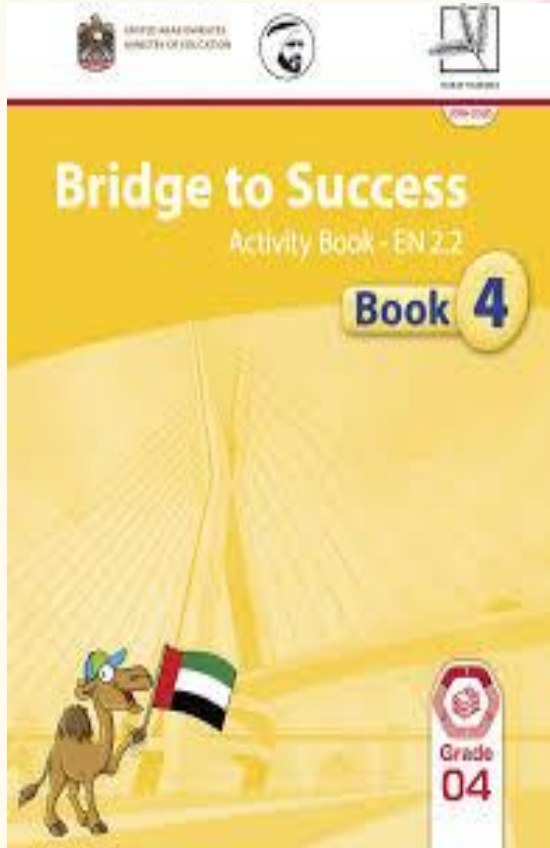
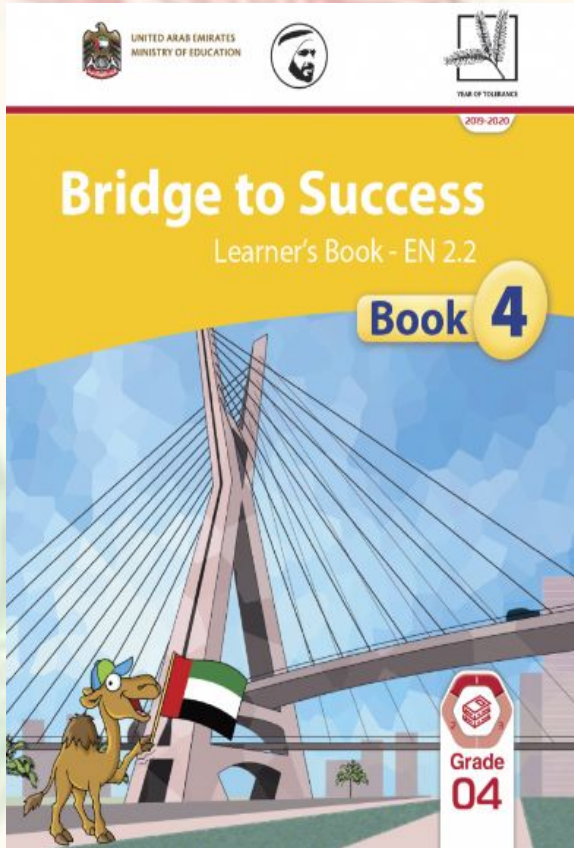
The Al Ayyalah Routine

National Day is celebrated in the UAE and in many other countries too. The Al Ayyalah routine is part of the celebrations. There is a big drum and three small drums. The men hold up their sticks and make them move up and down, left and right.

Now
READING



What do I need before we start?



Printed Learner and Activity book

Learner Book

Page 8

Activity book

page 8

Unit 1 Working together


We're going to:
talk and write about what people are doing
follow and give instructions
play games and do projects together

write about what we think and what we like
read and talk about a play

Lesson 1 The Al Ayyalah routine

1 Talk about it

These boys are learning the Al Ayyalah routine for National Day. Talk about the picture. What is each person doing?




6

Unit 1 Working together

Lesson 1 The Al Ayyalah routine

1 Read
Look and read. Write **yes (Y)** or **no (N)**.



1 The children are learning the Al Ayyalah routine. _____

2 The teacher is sitting. _____

3 There are eight children. _____

4 A child is playing the big drum. _____

5 The children are holding long sticks. _____

6 There is one big drum. _____

7 The children are having fun. _____

8 There are five drums. _____

6 Bridge to Success Grade 4 Activity Book Unit 1

Subject : English

UNIT/1

Working together





Lesson 3

Let's play

LET'S PLAY

Outcomes:

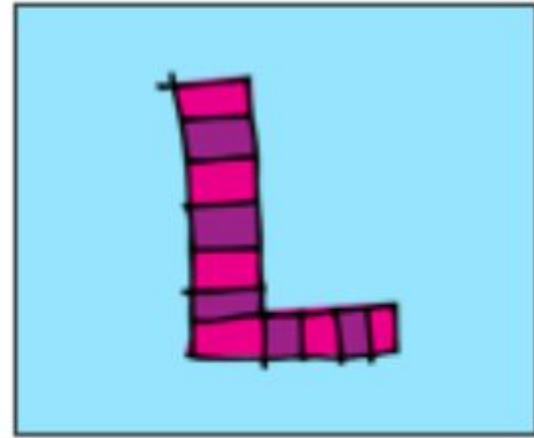

By the end of the lesson, learners will be able to ...

read and follow stepped game instructions.

listen to your instructions for playing games and for specific information

ask and answer questions about activities they find easy or challenging

Let's play



strategy



Name: _____

Topic: _____

**What I
Know**
KNOW



**What I
Want To
Know**



**What I
Have
Learned**



Leelo
Kids

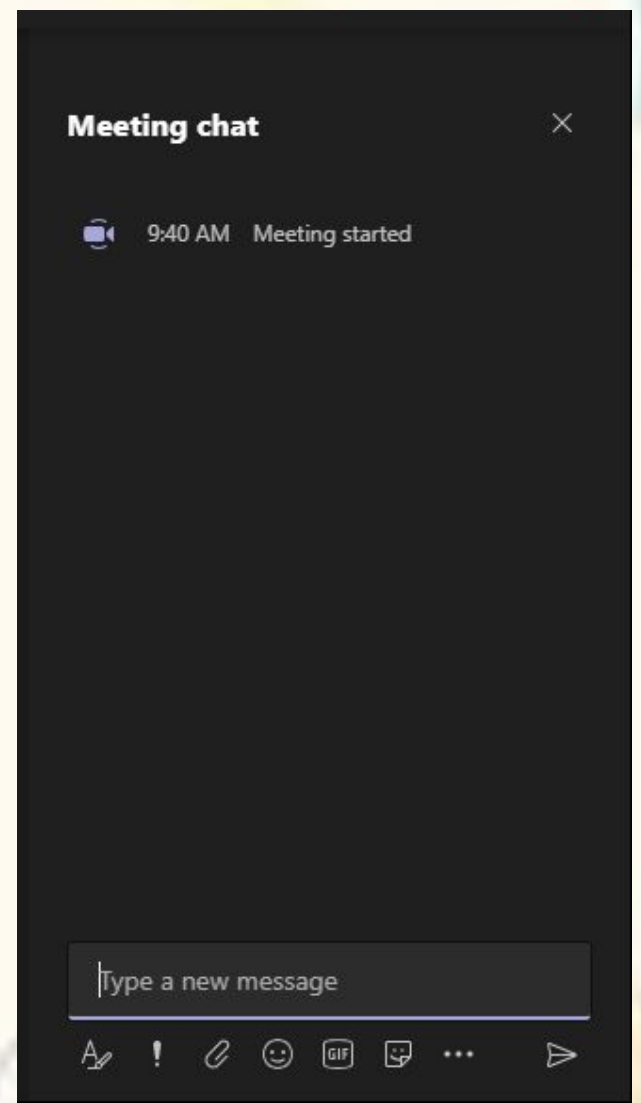


What do you and your friends like to

SPEAK UP

Think Pair Share

The graphic features a blue megaphone on the left. Below the title, three stages of an activity are illustrated: 'Think' shows a girl with a thought bubble; 'Pair' shows two children sitting together; 'Share' shows three children sitting in a circle in front of a greenboard. The entire graphic is framed with a black and white checkered border.



What are some of the things you find *easy* to do?



LETS TALK




What are some of the things you find *difficult* to do?



LETS TALK



LET'S PLAY



Up and down

Sit on the floor, back-to-back with your partner. Link your elbows together. Try to stand up! Then sit down again.



Two can tie a bow

Can you and your partner work together to tie a bow? This is not easy. Each person can only use one hand!

Don't step on the floor

You and your partner need three pieces of paper. You must cross from one side of the room to the other. You must only step on the paper. You mustn't step on the floor. Can you do it?



vocabulary



Back- to - back

link



elbow

vocabulary



tie a bow

tie

vocabulary



cross



steps

Read and follow stepped games instructions



Up and down

Sit on the floor, back-to-back with your partner. Link your elbows together. Try to stand up! Then sit down again.

you are speaking, for example,
I'm playing computer games.
She's drawing a picture.



Two can tie a bow

Can you and your partner work together to tie a bow? This is not easy. Each person can only use one hand!

Don't step on the floor

You and your partner need three pieces of paper. You must cross from one side of the room to the other. You must only step on the paper. You mustn't step on the floor. Can you do it?



Instructions:
something that
someone tells you
to do

examples:

- Sit down
- Stand up





Up and down

Sit on the floor, back-to-back with your partner. Link your elbows together. Try to stand up! Then sit down again.



Is it **difficult** or **easy**?



Two can tie a bow

Can you and your partner work together to tie a bow? This is not easy. Each person can only use one hand!


Is it **difficult** or **easy**?

Don't step on the floor

You and your partner need three pieces of paper. You must cross from one side of the room to the other. You must only step on the paper. You mustn't step on the floor. Can you do it?



Is it **difficult** or **easy**?



Speaking tip

Use contractions when you are speaking, for example,
I'm playing computer games.
She's drawing a picture.

Who can give me an example?

Contraction



1 The children are learning the Al Ayyalah routine. **yes**

2 The teacher is sitting. **no**

3 There are eight children **no**

4 A child is playing the big drum **no**

5 The children are holding long sticks. **yes**

6 There is one big drum **yes**

7 The children are having fun. **yes**


8 There are five drums. **no**

1 Working together

Lesson 1 The Al Ayyalah routine

1 Read

Look and read. Write yes (Y) or no (N)



Lesson 3 Let's play!

1 Use of English

Do you remember the game 'Up and down'? Put the instructions in the right order. Write the numbers 1, 2, 3 and 4.

 2 Link your elbows together.

 4 Then sit down again.

 1 Sit on the floor, back-to-back with your partner.

 3 Try to stand up!

2 Read

Here is a new game.
Complete the text with the words from the box.

.....



2 Read

Here is a new game.
Complete the text with the words from the box.

circle hand hold say many win

**Eleven fingers**

This is a game for three people. Stand in a **circle** ⁽¹⁾.

Together, **say** ⁽²⁾ '1, 2, 3 ... Go!'.

When you say 'Go!', **hold** ⁽³⁾ out some fingers on one **hand** ⁽⁴⁾: how many fingers have each of you held up?

Count all the fingers. How **many** ⁽⁵⁾ fingers are there altogether?

To **win** ⁽⁶⁾ the game, there must be 11 fingers.



R words to
form a sentence

<https://wordwall.net/play/4243/178/463>


<https://wordwall.net/play/4243/178/758>

<https://wordwall.net/play/4243/178/141>

<https://wordwall.net/play/4243/178/309>

<https://wordwall.net/resource/4243178>

ACTIVITY TIME



Game Time!

**QUIZ
TIME!**

<https://wordwall.net/play/4242/028/997>

3

I can do
this!



2

I'm getting
there.



1

I need
help!



How was
today's lesson ?

Goodbye!

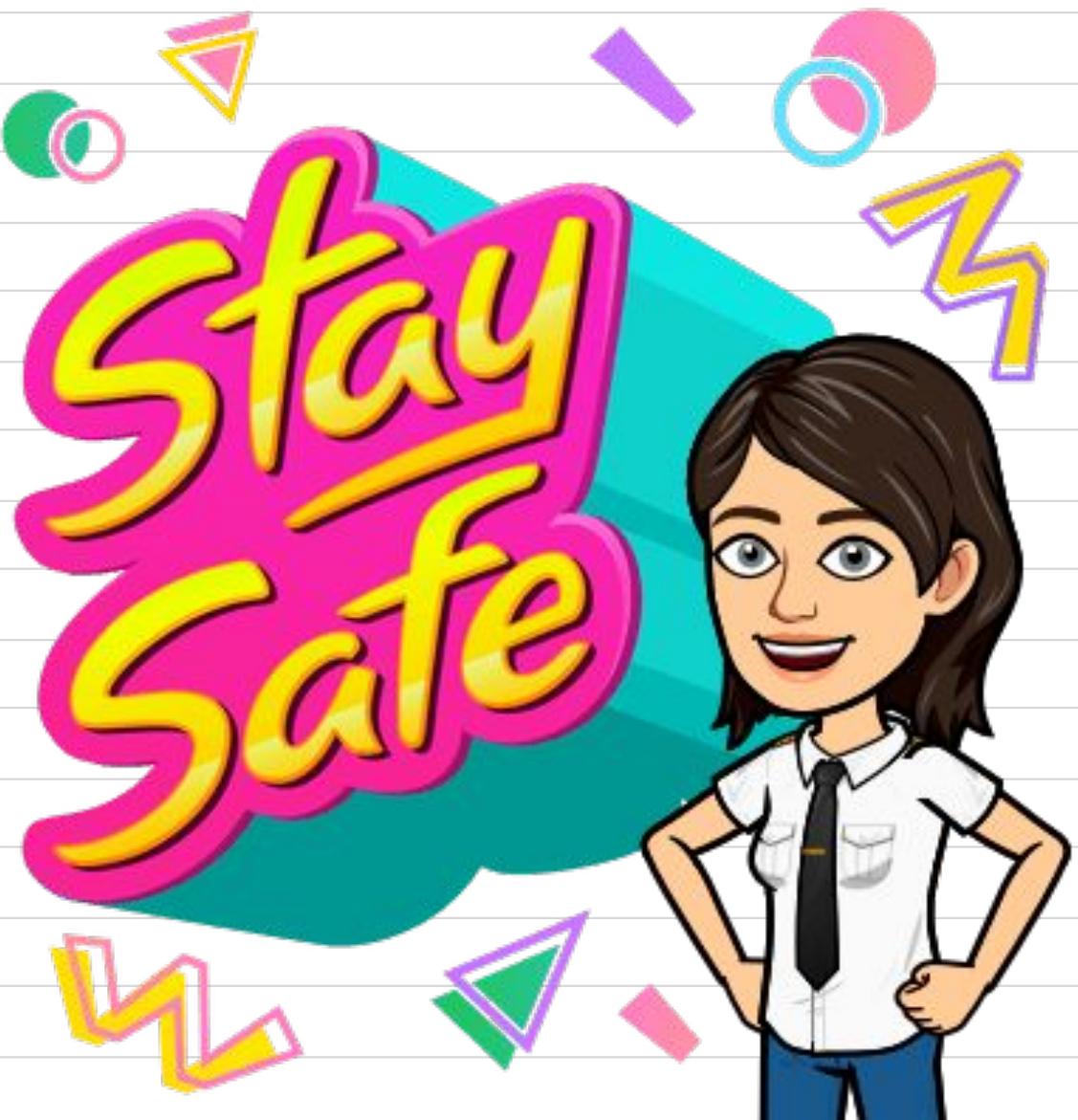

GOOD BYE

See you

tomorrow!



GOOD BYE



Thank You



Leave the conversation



Good bye





GO!

- <https://www.spellingtraining.com/games/sharks.html?<mmmyvl&vpcvdqthyq&rymzdbhlyq&lrqbo&umtsy&kylhtdp&uzqyuzarlyq&wtjayqbev&zar40qzvy>

let's
go!