

Good Morning Grade 4





Today
is...

Sunday

Monday

Tuesday

Wednesday


Thursday

Friday

Saturday

Months of the year

Assistant Teacher of



Role:

- To read the rules
- To read out the instructions of each activity.



Let's Review Our Rules!




Please be on time.



Keep your microphone muted.



Raise your hand to take part.



Open the camera when the teacher asks



Wait your turn.
Respect others.



Do your own work.



No distractions.
Sit in a quiet place.



Ask questions.

When you are finished...



Take a picture and send it in the Chat.




Send a thumbs up in the Chat.

When you cannot hear the video/see the screen...



Leave the meeting and come back in.



Make sad face in the Chat.

Let's work towards our LMS Awards badges!



Communicating
3 Point/s



Creative Thinking
3 Point/s



Critical Thinking
3 Point/s



Super Reader
4 Point/s



Hard Worker
3 Point/s



Helping Colleague
2 Point/s



Star Performer
3 Point/s



Participation
1 Point/s





Are you here?

Please say **"YES"** when your name is called out, so that you are marked as **"Present"**.

Students who enter the session late, will be marked as **"Absent"**.





Unit 6:
Big and
small

Lesson 8

Fun and
games
(p. 35-36)



Lesson Objective

By the end of the lesson, learners will be able to:

1. Read instructions and identify games.

Writing
time

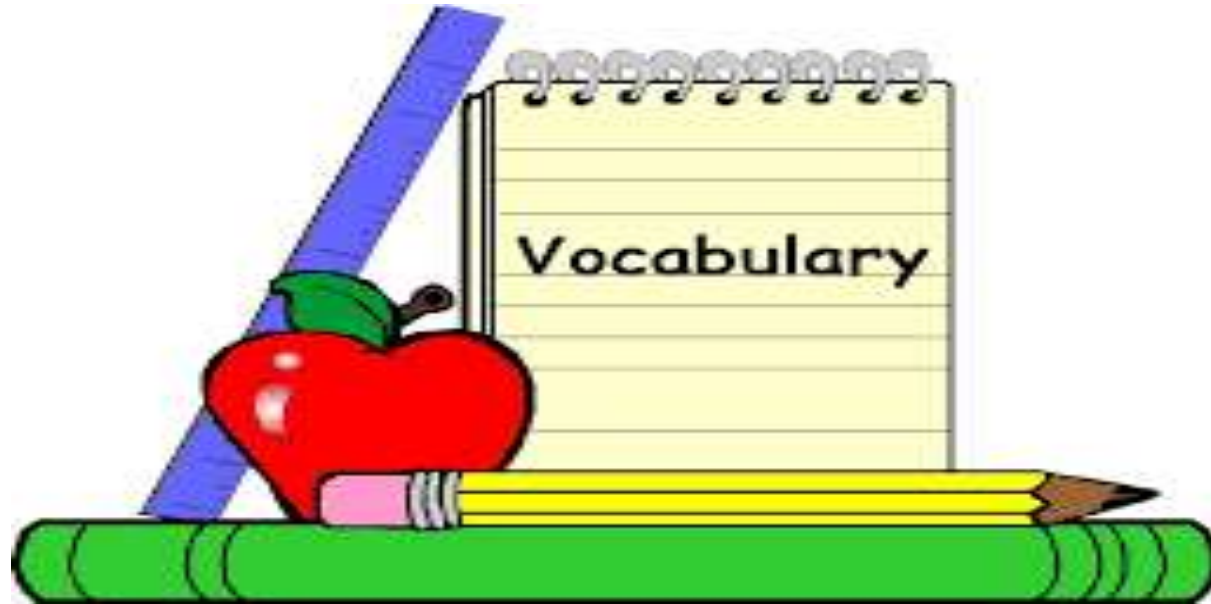
Lesson started

game



You will need a notebook and pencil.
You have 1 minute to write a sentence using this word.
When you have finished, turn on the camera and show
us your writing.

Key words



Key Words

hands



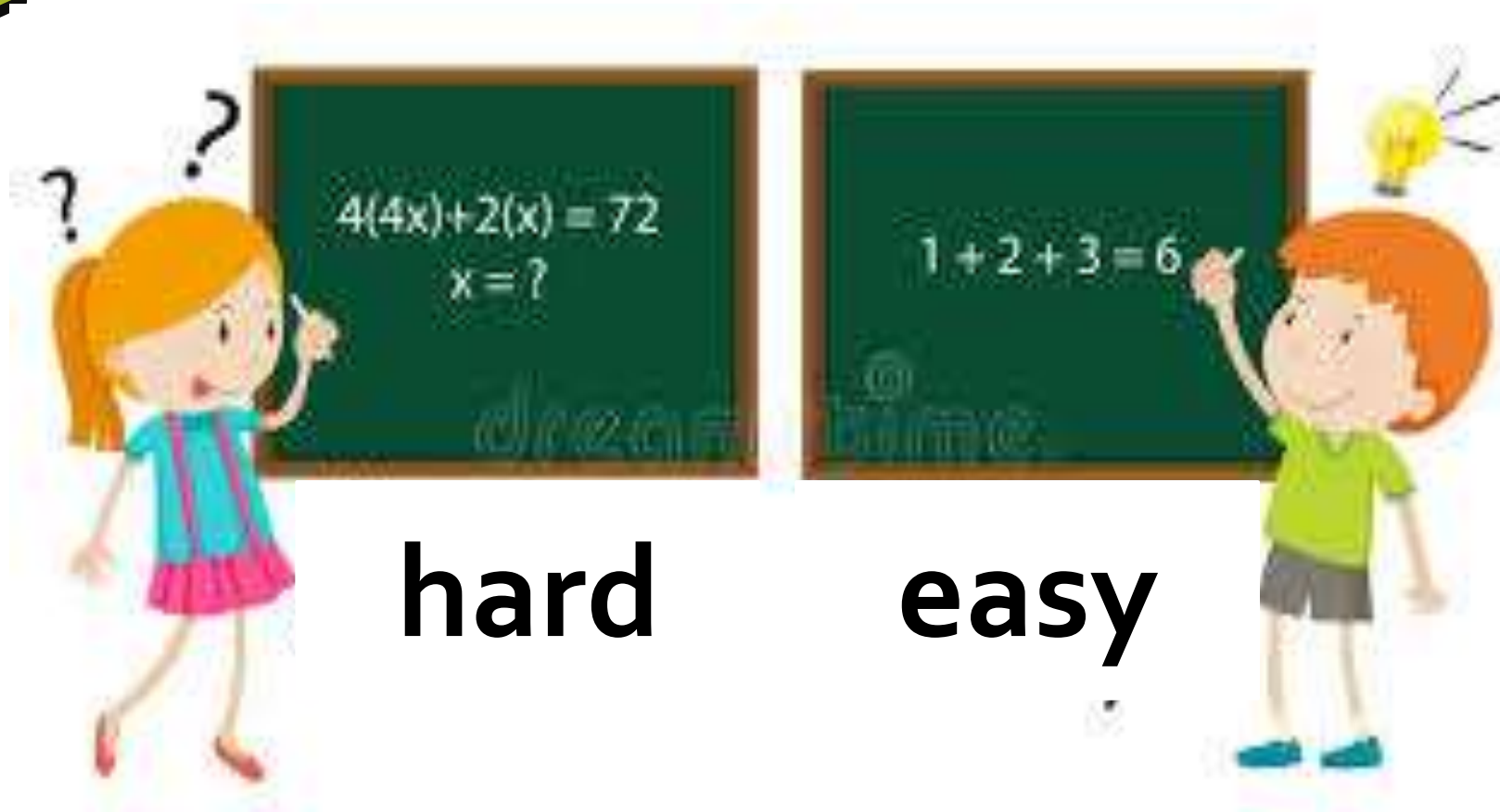
Key Words

feet



Key Words

hard/ easy



hard

easy

Key Words

between



Games



Games

Keep it up



Games

Crab walk



Games

Balloon jump



Video

Fundoor
Fun Begins Here...

5
RACE GAMES
WITH
BALLOONS

Lesson 8: Fun and games

1 Talk
Look at the pictures.

- Which is easy?
- Which is hard?



2 Read
Match the game instructions to the pictures.

Game 1 Picture _____

Keep it up

- 1 Play with two other friends.
- 2 Throw a balloon up in the air.
- 3 Don't let the balloon touch the floor.

Game 2 Picture _____

Crab walk

- 1 Sit on the start line.
- 2 Push up with your hands and feet.
- 3 Say "1, 2, 3, go!".
- 4 Walk on your hands and feet to the finish line.

Game 3 Picture _____

Balloon jump

- 1 Play with two other friends.
- 2 Put a balloon between your legs.
- 3 Walk or jump to the finish line.

Key Language
Imperatives
Play the game.


Vocabulary
hands, feet, easy, hard, between

Vocabulary

throw:



between:



1 Talk

Look at the pictures.

- Which is easy?
- Which is hard?



Match the game instructions to the pictures:

p.35

Game 1

Picture a

Keep it up

- 1 Play with two other friends.
- 2 Throw a balloon up in the air.
- 3 Don't let the balloon touch the floor.



Game 2

Picture c

Crab walk

- 1 Sit on the start line.
- 2 Push up with your hands and feet.
- 3 Say "1, 2, 3, go!".
- 4 Walk on your hands and feet to the finish line.



Game 3

Picture b

Balloon jump

- 1 Play with two other friends.
- 2 Put a balloon between your legs.
- 3 Walk or jump to the finish line.



3 Read

Read the instructions again and play the games.



Reading Tip

Look at the pictures to help you.

4 Write

Write the name of winner for each game.

I won!

Khalid won game 1.

Game	Game 1	Game 2	Game 3
Name			

5 Write


Complete the sentences.

The easiest game was crab walk.

Which game was easy? Which game was hard?

The easiest game was _____.

The hardest game was _____.



5 Write

Complete the sentences.

The easiest game was crab walk.

Which game was easy? Which game was hard?

The easiest game was Keep it up.

The hardest game was Balloon jump.

Online
Quiz

Plenary



<https://quizizz.com/admin/quiz/5ee2a027e30c67001d2a06f1>

How was
today's lesson ?

3

I can do
this!



2

I'm getting
there.



1

I need
help!





hang up



اغلق البث

BYE

