




Sunday
Monday
Tuesday
Wednesday
Thursday
Friday
Saturday




Good Morning
Class



YOU ARE
WORTH
everything
AND MORE





Assistant Teacher of

4 the week:

Role:

A

- To read the rules
- To read out the instructions of each activity.



Assistant Teacher of

4 the week:

Role:

B

- To read the rules
- To read out the instructions of each activity.




For your safety & the safety of others



Wash hands with
soap and water



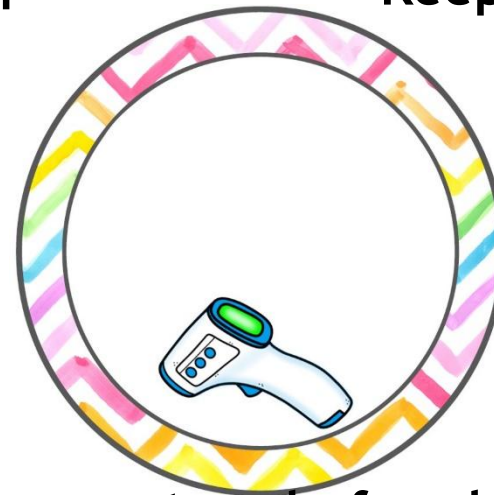
Wear a mask when
going outside



Keep physical distancing




Use sterilizer



Take your temperature before leaving the house

Distance learning and cybersecurity rules



Prepare books and school supplies



Sit in a quiet place




Wear school uniform



Be ready and on time




Open the camera when the teacher asks



Stay on mute & raise your hand to take part



Please do not interrupt anyone



Don't share account information

Distance Learning: Week 1

- At the end of the week, I will choose 3 children based on:
 - **Attendance**
 - **Participation in lesson**
 - **Completed work in books**
 - **Completed work on LMS**



Starter




PHONICS

**New
Sound**

**Green
Words**

**Red
Words**



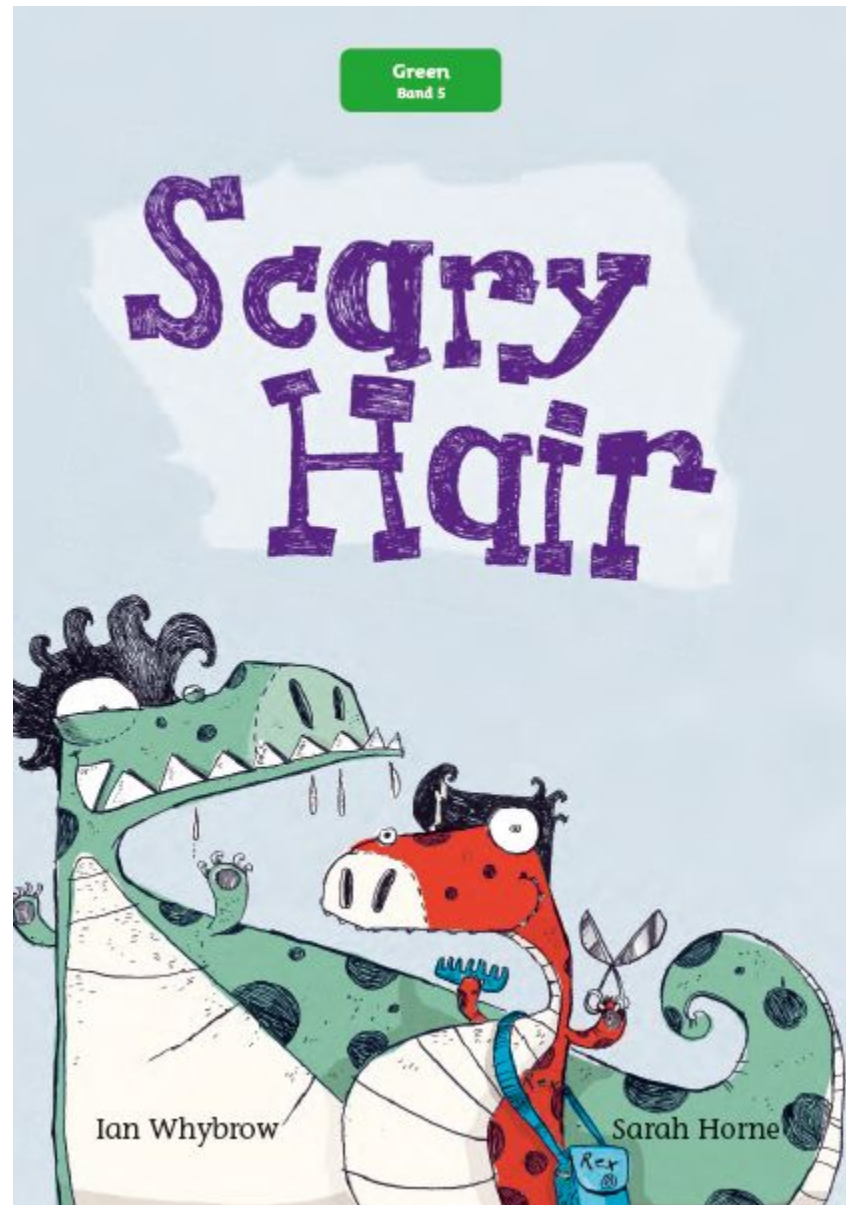
GRAMMAR

Starter

We use an apostrophe for contraction words.

Its a big dinosaur.

Reading Practice



Story Book



1. Look at the cover of the storybook.
Answer the questions.



- 1 The story is about the red dinosaur. Do you like dinosaurs?

- 2 Do you think the red dinosaur looks scary?

- 3 Do you think the green dinosaur looks scary?

- 4 The red dinosaur cuts hair. Do you like having your hair cut?




UNITED ARAB EMIRATES
MINISTRY OF EDUCATION

Week commencing 3rd
January 2021

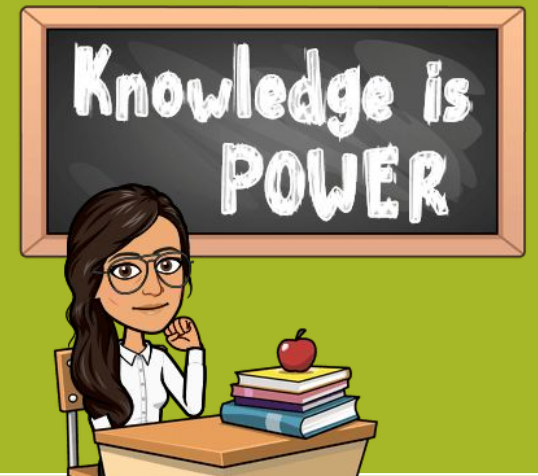
Term 2 –
Week 1
Access Book
4

LESSON 1

Describing Dinosaurs



Pages: 1 & 2



Lesson Objectives

LISTENING

Listen and choose the correct dinosaur pictures.

SPEAKING

To describe the dinosaur picture.

READING

To read instructions.

WRITING

To write about a dinosaur.

Video



Listening Tip

Listen to the **s** sound and say it.

s = *spikes*

sh = *sharp*

Key Language

has

It **has** a tail.

Vocabulary

beak, tail, horn, spikes,
sharp, teeth

New Words



New Words



New Words



New Words



New Words



2 Listen Track 35

Listen and write the number.

3



4



1




2




3 Listen Track 36

Listen and circle the dinosaur.

1




2



3



Describe the dinosaur to your partner.



Speaking Tip

Say what something looks like:

***It has** a beak.*

5 Listen Track 37

Follow the instructions to draw a dinosaur.

- 1 Draw a big circle.
- 2 Draw a neck and a tail.
- 3 Draw a head on the neck.
- 4 Draw two legs at the front of the body.
- 5 Draw two legs at the back of the body.
- 6 Draw a beak, sharp teeth, a horn or spikes on your dinosaur.



Microsoft
Teams





Take a picture



**Take a picture of today's
work in your books and
upload it on Microsoft
Teams.**

Assignments – Week 1

Online Activities

Website	Link	Challenges	
Live Worksheet	https://www.liveworksheets.com/bj1294495hq	Easy Level	
Wordwall	https://wordwall.net/resource/2799442	Hard Level	

Self -
Assess

How do you feel about today's lesson?



Microsoft Forms

1 I can do it!



2 I am getting there.



3 I need more help!

