



Welcome

Unit 6

Bugs: FaCt and Fiction

Lesson 142

Let's sing a song together



Classroom rules



Be on Time



Clean Your Desk



Do Your Best



Raise Your Hand



Listen To
Your Teacher



Be kind
show respect

STREAM



S T R E A M



Academic support

- <https://wordwall.net/resource/37016667/letter-u-matching-pairs>





Objectives

Learning outcomes: By the end of the lesson, learners will be able to ...

- ❖ Repeat words following a model.
- ❖ Use prepositions to describe the location of insects.
- ❖ Understand and use determiners: *all, some, most*.
- ❖ Use topic vocabulary related to bugs
- ❖ Identify differences and similarities in bugs



Bugs



vocab

butterfly

wings



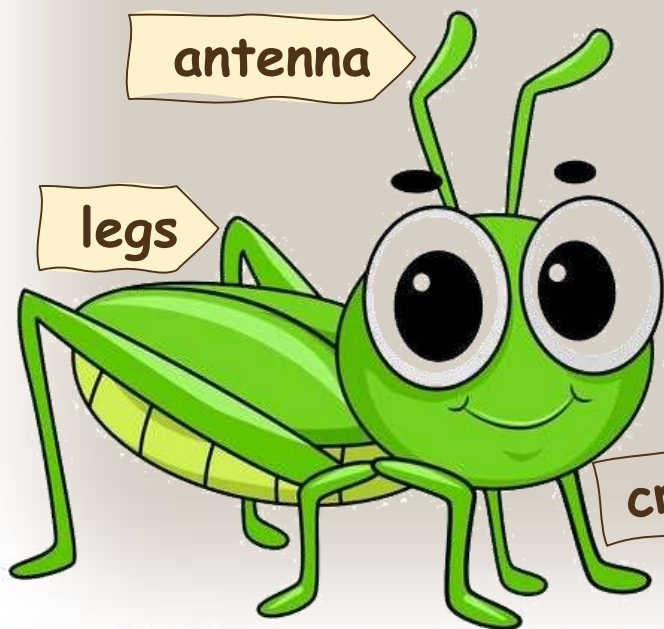
web

spider



antenna

legs



cricket



bee

ant



The bug

One, two, three!
There's a bug on me.
Where did it go?
I don't know.



LB.96



bee



spider



butterfly




frog



cricket



ants



Listen, say and point. Say where each thing is. Answer the questions.



ant



bee



butterfly



cricket



spider

	Ant	bee	butterfly	cricket	spider
Legs	✓	✓	✓	✓	✓
Antenna	✓	✓	✓	✓	✗
Wings	✗	✓	✓	✓	✗


All insects have 6 legs and 2 antennas. **some** insects have wings

Activities

Unit 6 **Bugs: Fact and fiction**

Lesson 1 Think about it

1 Where is the spider? Where are the ants?
Draw a spider, some ants, a butterfly and some bees in the picture.



Write about your picture. Use **on**, **under** or **near**.
For example: The spider is **on** the chair.

- 1 The spider is on the spider web.
- 2 The ants Under the ground.
- 3 The butterfly Is near to the tree.
- 4 The bees Is near to the flowers.

76 Bridge to Success Book 3 Activity Book Unit 6

H	AB P 76/77 write more sentences with prepositions.
M	AB P 76/77 write more sentences with prepositions.
L	AB P 76/77 Write the preposition on the picture.
S	AB P 76/77 Draw the bugs under things.

Activities

Lesson 2 New words

1 How to draw a cricket

Read and follow the instructions.

- 1 In the box below, draw a head, an eye, and the front of the body.



- 2 Draw the back of the body and a wing.



- 3 Draw four small front legs.




- 4 Draw two strong back legs.



- 5 Draw two long antennae and a smile.



- 6 Add labels to your cricket: antennae, wing, front leg, back leg.



I can name and describe bugs.

☺ yes ☹ sometimes ☹ not yet

High:	Write the correct preposition in the sentence.
Medium:	Choose the correct preposition for the sentence.
Low:	Write the preposition for the picture.
SEN:	Match the preposition for the picture.



<https://wordwall.net/resource/21366553/english/prepositions-match-up-k-1>