


Sunday
Monday
Tuesday
Wednesday
Thursday
Friday
Saturday



Good Morning Class





Classroom Rules



Be on Time



Clean Your desk



Do Your Best



Raise Your Hand



Listen To Your Teacher



**Be kind
show respect**

STREAM



SCIENCE TECHNOLOGY READING ENGINEERING ARTS MATH

S

T

R



E

A

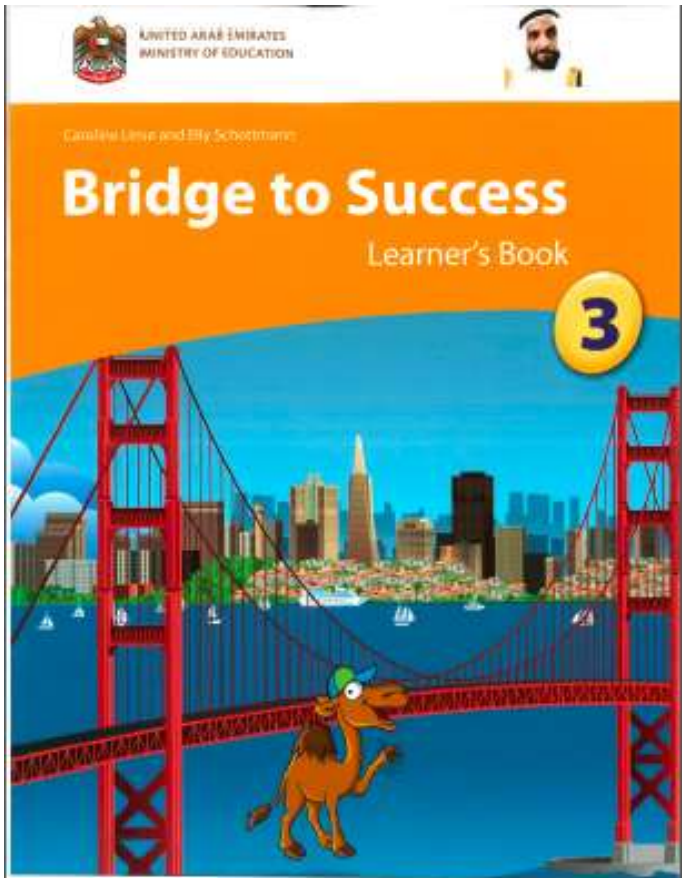
M





Week commencing 3rd January 2021

Grade 3
Week 1
Unit 5 – Let's count and
measure



Lesson Focus: Lesson 2 New words

Page 81

Lesson Objectives

LISTENING
G

Listen and count numbers.

SPEAKING
G

To count numbers and tell the time.

READING
G

To count numbers to 100.

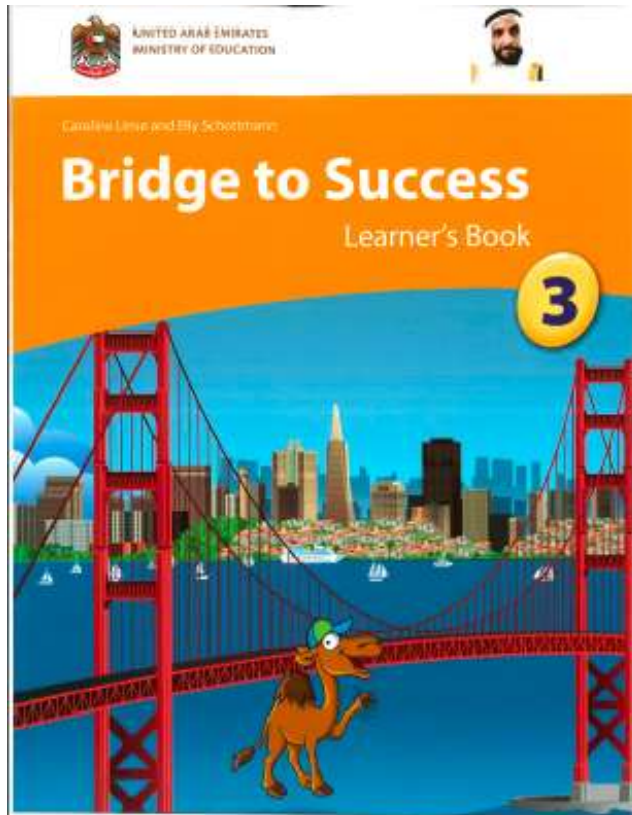
WRITING

To write number names.

Now let's count backwards from one hundred!

100	←	one hundred
90	←	ninety
80	←	eighty
70	←	seventy
60	←	sixty
50	←	fifty
40	←	forty
30	←	thirty
20	←	twenty
10	←	ten






Open your Learners book to page 81








Lesson 2 New words

67 1 Topic vocabulary

Listen, point and say.

				
10 ten	20 twenty	30 thirty	40 forty	50 fifty

				
60 sixty	70 seventy	80 eighty	90 ninety	100 a hundred

Listen and count from 20 to 30.

20 21 22 23 24 25 26 27 28 29 30

Clap your hands and count from 30 to 100.

68 2 1st How far can you jump?


Listen again. How far did Reem jump?
Measure how far you can jump.
Write it on a piece of paper.
Put the papers in order from shortest to longest.

Language tip
The letters **cm** stand for the word **centimetre**.

3 What time is it?

Point to a clock. Ask your partner the time.

What time is it?
It's two o'clock.





Lesson 2 New words

67 1 Topic vocabulary

Listen, point and say.

10 ten

20 twenty

30 thirty

40 forty

50 fifty

60 sixty

70 seventy

80 eighty

90 ninety

100 a hundred

Listen and count from 20 to 30.

20 21 22 23 24 25 26 27 28 29 30

Clap your hands and count from 30 to 100.

68 **2** **21st** **How far can you jump?**

Listen again. How far did Reem jump?

Measure how far you can jump.

Write it on a piece of paper.

Put the papers in order from shortest to longest

Language tip

The letters **cm** stand for the word **centimetre**.





52 Cm



3 What time is it?

Point to a clock. Ask your partner the time.



What time is it?

It's two o'clock.

2.00

11.00

6.00

9.00

4.00


Lesson 2 New words

1 Count and write

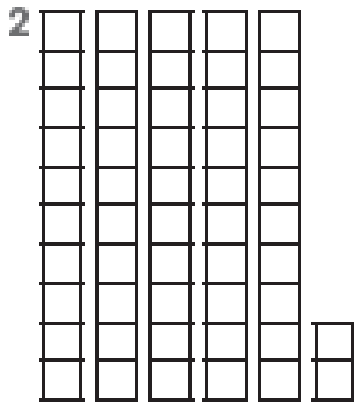
How many cubes are there? Write the number.
Write the words.

Tip

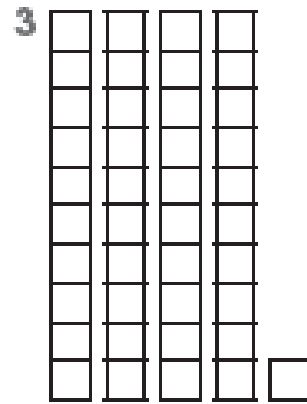
Each stack has
10 cubes.



26 twenty-six



52 fifty-two

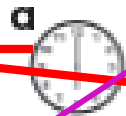


41 forty-one

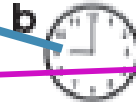
2 What time is it?

Draw a line from each sentence to the two matching clocks.

1 It's six o'clock.



2 It's nine o'clock.



3 It's two o'clock.

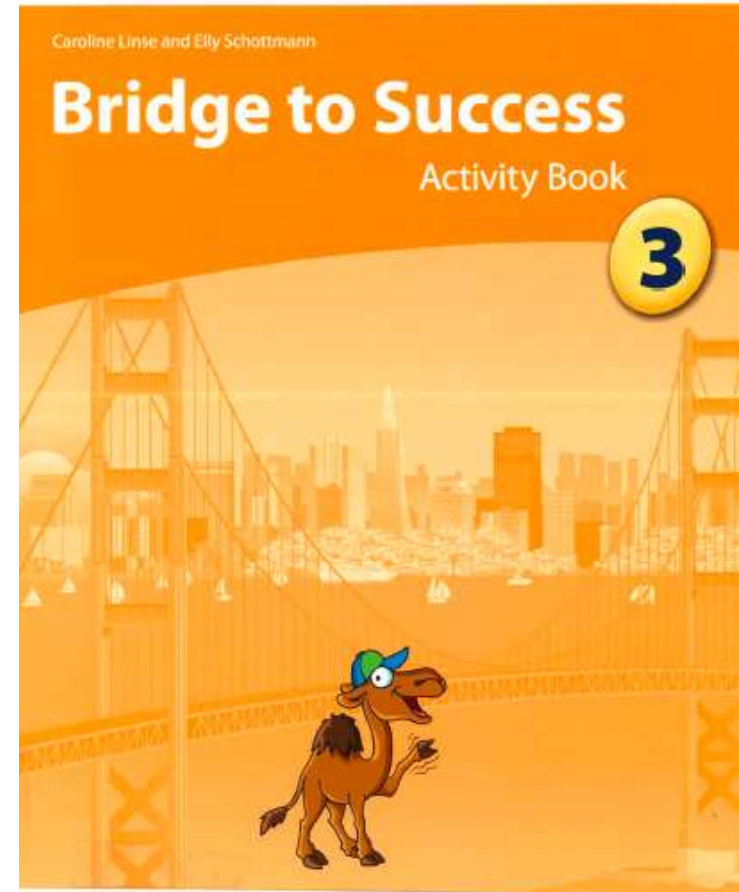


Caroline Linse and Ely Schottmann

Bridge to Success

Activity Book

3



Self reflection

I can count in tens to 100.

1

I can do it!



2

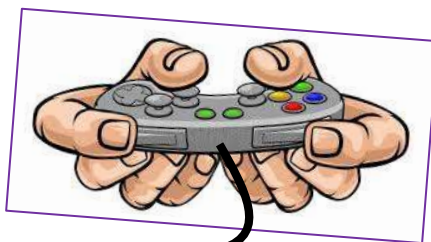
I am getting there.



3

I need more help!





Level 1: Easy

<https://wordwall.net/resource/991576/angielski/counting-tens>

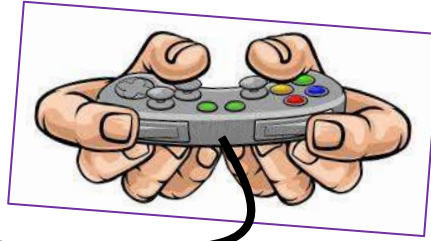
0:52 ♥♥♥ ✓ 0

eighty

40	100	80	30	90
70	20	60	50	

Counting by tens Share

The image shows a digital interface for a 'Counting by tens' game. At the top left, a timer shows '0:52'. To the right of the timer are three heart icons and a checkmark followed by the number '0'. The word 'eighty' is displayed in the center of the screen. Below the word is a grid of ten colored blocks, each containing a number: 40 (orange), 100 (purple), 80 (green), 30 (red), 90 (red), 70 (blue), 20 (cyan), 60 (magenta), and 50 (green). At the bottom left, there is a menu icon (three horizontal lines) and the text 'Counting by tens'. At the bottom right, there is a 'Share' button with a person icon.



Level 3: Hard

<https://wordwall.net/resource/283304/maths/number-word-match-1-20>

0:01

13	1
18	11
20	19
5	7
9	2
17	10
14	16
3	6
12	8
4	15


- | | | | |
|--------------------------|----------|--------------------------|-----------|
| <input type="checkbox"/> | eight | <input type="checkbox"/> | thirteen |
| <input type="checkbox"/> | one | <input type="checkbox"/> | four |
| <input type="checkbox"/> | nineteen | <input type="checkbox"/> | twenty |
| <input type="checkbox"/> | fourteen | <input type="checkbox"/> | sixteen |
| <input type="checkbox"/> | six | <input type="checkbox"/> | seven |
| <input type="checkbox"/> | nine | <input type="checkbox"/> | eighteen |
| <input type="checkbox"/> | ten | <input type="checkbox"/> | five |
| <input type="checkbox"/> | twelve | <input type="checkbox"/> | three |
| <input type="checkbox"/> | eleven | <input type="checkbox"/> | seventeen |
| <input type="checkbox"/> | two | <input type="checkbox"/> | fifteen |



Submit Answers



number word match 1-20

 Share