

unit: 1 look in a book

Lesson 1+2+3+4+5 vocabulary



قصة	سمك القرش	كرة القدم	خزانة الكتب	غلاف الكتاب
story	shark	Football	Bookcase	Book cover
لوح	الكتاب الالكتروني	خزانة	صفحات	مقلمة
tablet	e-book	cupboard	pages	pencil case
title	author	contents	chapters	fiction
عنوان	كاتب	محتويات	الفصول	خيالي
Non-fiction	backpack	characters	information	
حقيقية	حقيبة الظهر	شخصيات	معلومات	

Teacher :
Amna Al-Tabeah

U1: look in a book

Read & answer the questions :

1-What's your name?

My name is -----,

2-Where are you from ?

I am from -----.

3-How old are you ?

I am -----years old.

4-What colors do you like?

I like the colors -----and -----.

5-What do you like reading about ?

I like reading about -----

6-Have you got any brothers or sisters?

I have got -----brothers
and -----sisters.



Unit 1 lesson 2

Teacher :
Amna Al-Tabeah

L Listen and number:

bookcase	Book cover	tablet	pages	cupboard

S Speak about the following questions:

- 1- what is your name?
- 2- how old are you?
- 3- what you like reading about?
- 4- what colour are your eyes?

R read the sentences and fill in using voc:

pages	shoes	books	tablet	name
-------	-------	-------	--------	------

- 1- There are five.....in the bookcase.
- 2- My.....is Jasem.
- 3- That book has 235.....
- 4- I can read e-book using.....

W write the words of the objects;






Read & color :

- 1- Sara's book cover is grey.
- 2- Ali's book cover is yellow.
- 3- Fatma's book cover is purple.
- 4- Omer's book cover is orange.



This is Sara's book.



This is _____



This is _____



This is _____

Unit 1 lesson 3

Teacher: Amna Al-Tabeah

L Listen and number:

lunchbox	pages	Pencil case	bookcase	backpack

S Speak about the following questions:

- 1- how do you spell your name?
- 2- what colours do you like?
- 3- what you like reading about?
- 4- have you got any brothers or sisters?

R read the sentences and fill in using voc:

backpack	Pencil case	lunchbox	book cover
----------	-------------	----------	------------

- 1-I can put my fruit salad in the
- 2- my school books are in my
- 3-my pencils and colours are in.....
- 4- that is blue colour.

W write the words of the objects:



Unit 1 lesson 4

Teacher: Amna Al-Tabeah

Match the book item to the table:

The fox and the seven sheeps



How to make breakfast



Chapter 14

CONTENTS	
3-10	Galaxies & The Milky Way
11-32	Our Solar System
33-41	The Earth & Its Moon
42-48	The Sun & Other Stars
49-55	Space Exploration
56-72	The View From Earth

chapters

author

contents

title

Table of Contents	
Chapter 1
Chapter 2
Chapter 3
Chapter 4
Chapter 5
Chapter 6
Chapter 7
Chapter 8
Chapter 9
Chapter 10

Sara Ali

Listen and number:

author	contents	title	chapters	page

Unit 1 lesson 5

Teacher :
Amna Al-Tabeah

L Listen and number:

fiction	characters	Non-fiction	information	author

S Speak about the following questions:

- 1- do you like fiction/ non-fiction books?
- 2- what is your favorite character?

read the sentences and fill in using voc:

R	title	author	chapters	fiction
----------	-------	--------	----------	---------

- 1- we can see theon the book cover.
- 2- the one who write the book is the.....
- 3- the units of the book is the
- 4- something that is not real is


W write the words of the objects;



Write the lowercase of the alphabet then color it:

- Vowel = red.
- Consonant = yellow.

A	B	C	D	E	F	G	H	I
J	K	L	M	N	O	P	Q	R
S	T	U	V	W	X	Y	Z	




Write four words that have the same vowel:

a	i	u	o	e
.....
.....
.....
.....

Teacher :
Amna Al-Tabeah

Read the example then write yours:




My name is Jasem. I am 8 years old. I like reading about funny stories. I don't like scary stories.

.....

.....

.....

.....



Complete the table as the example:

my	your	our
		
My book	Your bag	Our class
.....
.....
.....

Reorder the words of the numbers:

11	enelev
12	evtwel
13	neteti hr
14	neteouf r
15	enetiff

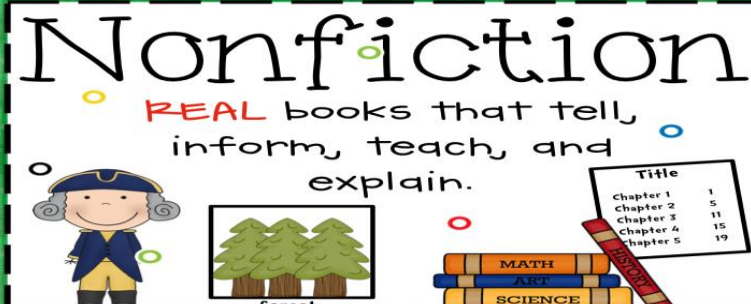
Fiction

Stories that have made-up characters and events.



Nonfiction

REAL books that tell, inform, teach, and explain.



Title	Page
Chapter 1	1
Chapter 2	5
Chapter 3	11
Chapter 4	15
Chapter 5	19

Look at the picture and tick the correct answer.

Remember the vowels:



Do you want a / an orange?



Give him a / an present.



Do you want a / an candy?



Do you want a / an apple?

Choose a or an:



Write the numbers

1. English book.
2. apple.
3. baby.
4. door.
5. egg.
6. Orange.
7. dog.
8. red pencil.
9. animal.
10. igloo.
11. tomato.
12. flower.
13. octopus.
14. ice cream.
15. fish.
16. box.
17. umbrella.
18. apple tree.
19. potato.
20. parrot.
21. eye.
22. ear.

11

12

13

14

15







Possessive adjective		Possessive pronouns	
My	<u>My</u> bag is blue.	Mine	The bag is <u>mine</u> .
your	<u>Your</u> bag is blue.	yours	The bag is <u>yours</u> .
His	<u>His</u> bag is blue.	his	The bag is <u>his</u> .
her	<u>Her</u> bag is blue.	her	The bag is <u>hers</u> .
its	<u>It's</u> bag is blue.	X	X
Our	<u>Our</u> bag is blue.	ours	The bag is <u>ours</u> .
your	<u>Your</u> bag is blue.	yours	The bag is <u>yours</u> .
their	<u>Their</u> bag is blue.	theirs	The bag is <u>theirs</u> .

11	enelev
12	evtwel
13	netetihr
14	neteoufr
15	enetiff

Teacher :
Amna Al-Tabeah

Fill in the missing words:

Yours - stars - mine - one

	Ali, is this pencil yours?
	Yes, it's
	Ahmed, is the red bag.....?
	No, mine is blue
	Which one is khalid's ?
	The red one with the


Re order the words of the numbers:

11	enelev
12	evtwel
13	netetihr
14	neteoufr
15	enetiff

Teacher :
Amna Al-Tabeah

She's got =
She has got

he's got =
he has got



What has Mariam got ?



.....
.....

What has Waleed got ?



.....
.....

Write the name of each picture then
copy it in the opposite page



.....
.....



.....
.....



.....
.....



.....
.....

read the sentences and fill in :

1. Ali likes to playwith my friends.
2. We have to wearin cold weather
3. I comb my hair by the
4. I can have pictures with my

write the words of the numbers:

11
12
13
14
15













unit: 1 look in a book

Lesson 7+8+9+10+11+13 vocabulary



				
لي	لك	فرشاة الشعر	كاميرا	سترة
mine	yours	hairbrush	camera	jumper
				
حبل النط	ديناصور	قاموس	بركان	وصفة
Skipping rope	dinosaur	dictionary	volcano	recipe
				
phone	mobile	whisper	sport	wonder
هاتف	هاتف محمول	همس	رياضة	عجب/تساؤل
	1 _ _	_ 2 _	_ _ 3	
amazing	beginning	middle	end	
مذهش	بداية	وسط	نهاية	

Write the name of each picture then copy it in the opposite page

	<input type="text"/>		<input type="text"/>
	<input type="text"/>		<input type="text"/>
	<input type="text"/>		<input type="text"/>
	<input type="text"/>		<input type="text"/>
	<input type="text"/>		<input type="text"/>

What has Haleema got ?




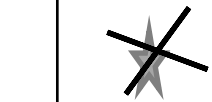


What has Khalifa got ?



read the sentences and fill in :

Teacher :
Amna Al-Tabeah

always	usually	sometimes	never
			

- I Sleep at night.
- Wego to school.
- I see dinosaur.
- They Play sports.
- Shedrinks water.

write sentences using the words:





- Always
.....
.....
- usually
.....
.....
- sometimes
.....
.....
- never
.....
.....




unit: 1 look in a book

Lesson 15 +16 vocabulary







always	usually	sometimes	never
			
دائماً	عادة	بعض الأوقات	أبداً

claws	paws	friendly	grumpy
			
مخالب	كفوف	صديق	غاضب

fur	strong	tall	large
			
فرو	قوي	طويل	كبير

Teacher :
Amna Al-Tabeah

Write the name of each picture then
copy it in the opposite page



Reorder the words to get a sentences:

1) school- I - sometimes- go - by - to -car.

.....

2) My - always - friendly - mum - is .

.....

3) Never - moon - walk - I -on- have - the.

.....

ا

ب

ج

one

