

3rd GRADE


Unit 6






bugs




Name : _____



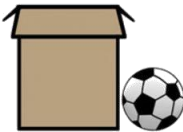
Grade : 3/ _____



Unit 6 Lesson 1

bug	garden	spider
		

ants	butterfly	bees
		

on	under	near
		

Copy :

butterfly

bug

spider

butterfly

bug

spider

butterfly



bug

spider

Lesson 1

❖ Write:

ant - bee - butterfly - cricket - spider



Where is the insect? Use (on - under - near)

1-.....



2-.....



3-.....



4-.....

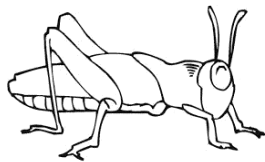


5-.....




Unit 6 Lesson 2

cricket



web



insect



antennae



legs




wings



head



eye




body



strong



long



front



smile



Lesson 2

Copy in good handwriting.

Some insects have wings.

All insects have six legs.

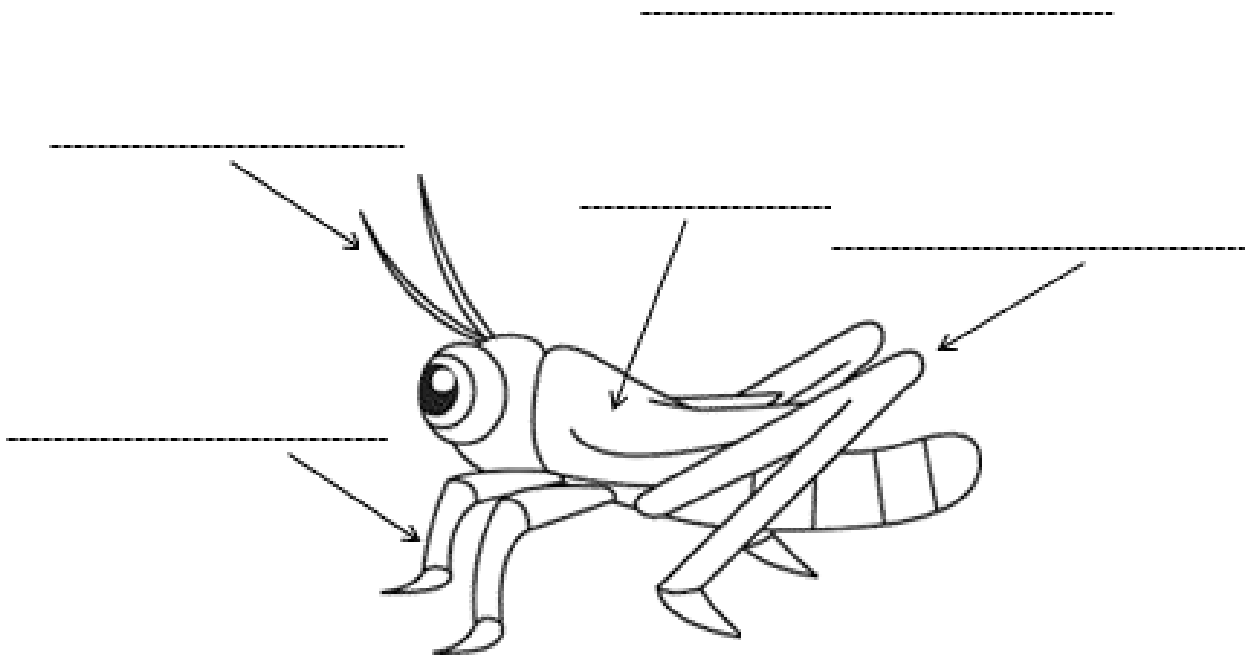
Answer the following :

bee – ant – cricket – butterfly – spider

1. Which insect lives under the ground? _____
2. Which one makes this sound? _____
3. Which one is yellow and black? _____
4. Which one has wings of different colours? _____
5. Which animal has eight legs? _____

Lesson 3

□ Complete the picture.








□ Read and write the number :

1	leaves
2	seed
3	home
4	feel
5	taste
6	build



Unit 6 Lesson 4

silk	light	mice
		

fish	eat
	

What do you know about ants and spiders?

Complete the chart.



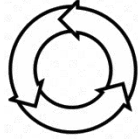
	Ants	Spiders
What are they?
legs
wings
antennae
live
eat
do

Unit6 Lesson 5 & 6


life



cycle




eggs




leaves




hatch



caterpillars



smooth



hairy



colourful



plain



cocoon



hides

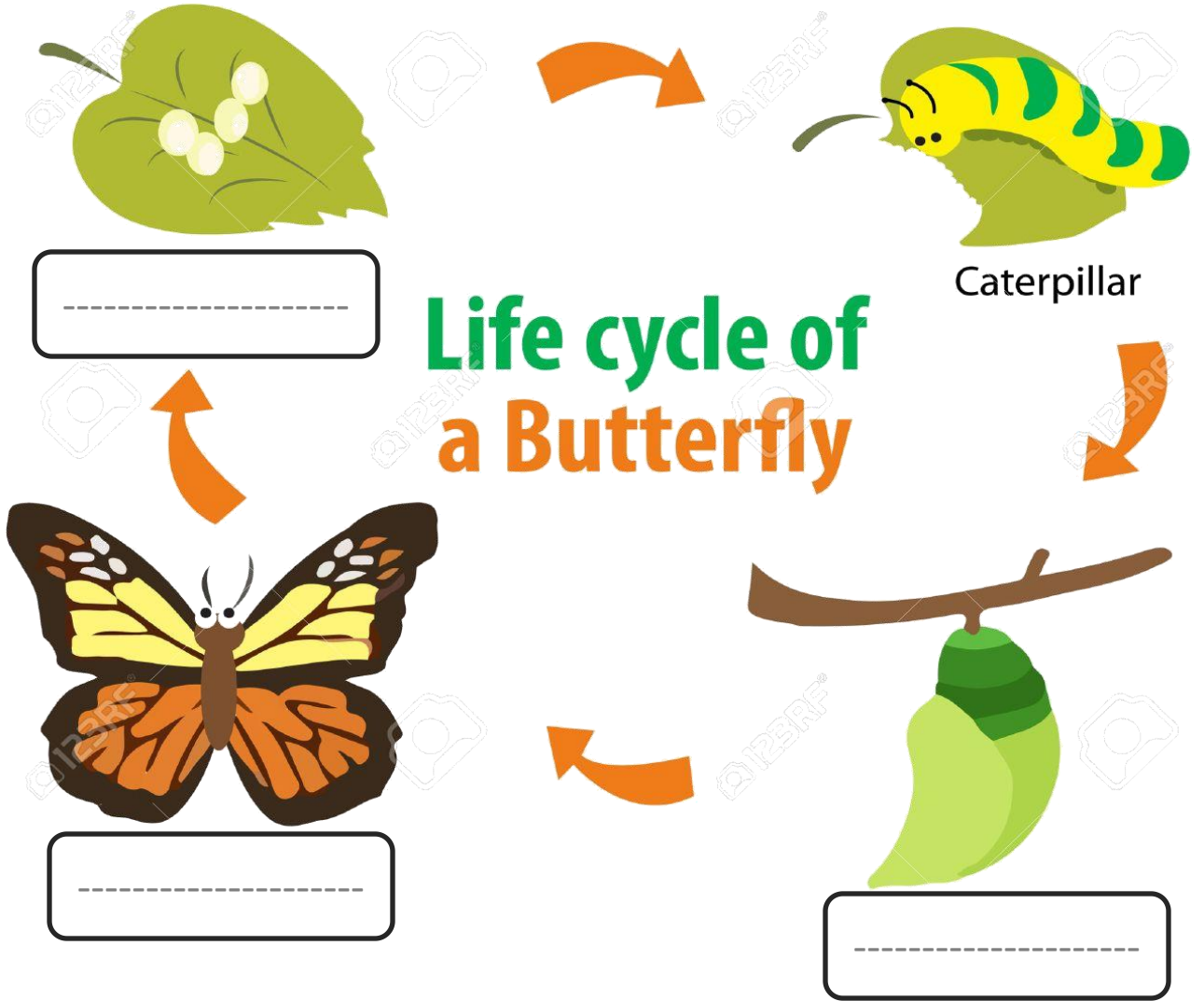


away



Lesson 5 & 6



Complete :




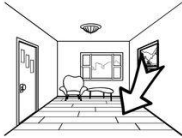

Copy :



smooth	colourful	cocoon	hatch



Unit 6 Lesson 7

no	toe	me
NO		

knee	pest	chest
		

said	floor	door
		

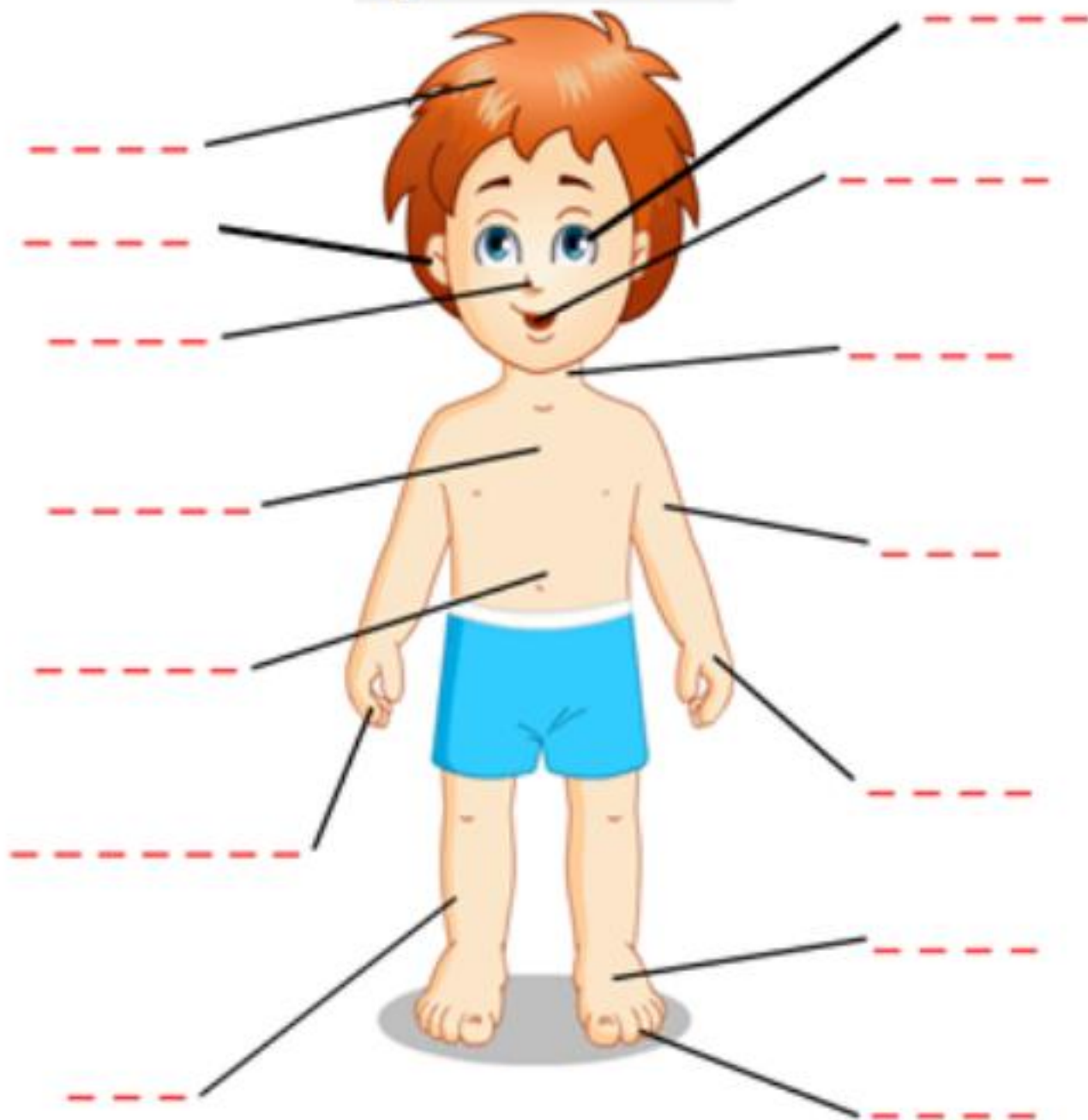
flea	three	feet
	3	

tree	sleep
	



Lesson 7


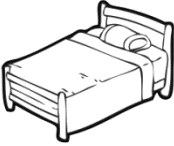

Label the different parts of our body using the words in the box.

head	mouth	chest	fingers	arm	foot
nose	neck	tummy	leg	hand	toes
	eyes	ears			








Unit6 Lesson 8

knee	she
	

weather	bed	breakfast
		

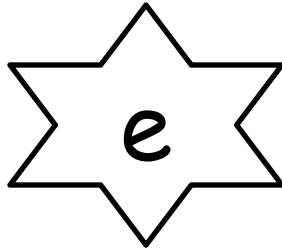

Unit6 Lesson 9

helpful	silkworms	beautiful
		

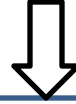
clothes	ears	special
		

Lesson 8


long e



short e



bee




hen



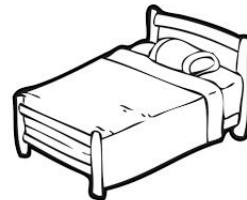
leaf

10

ten



key



bed



eat



head

Lesson 8

□ Long **e** spellings **ea** and **ee**

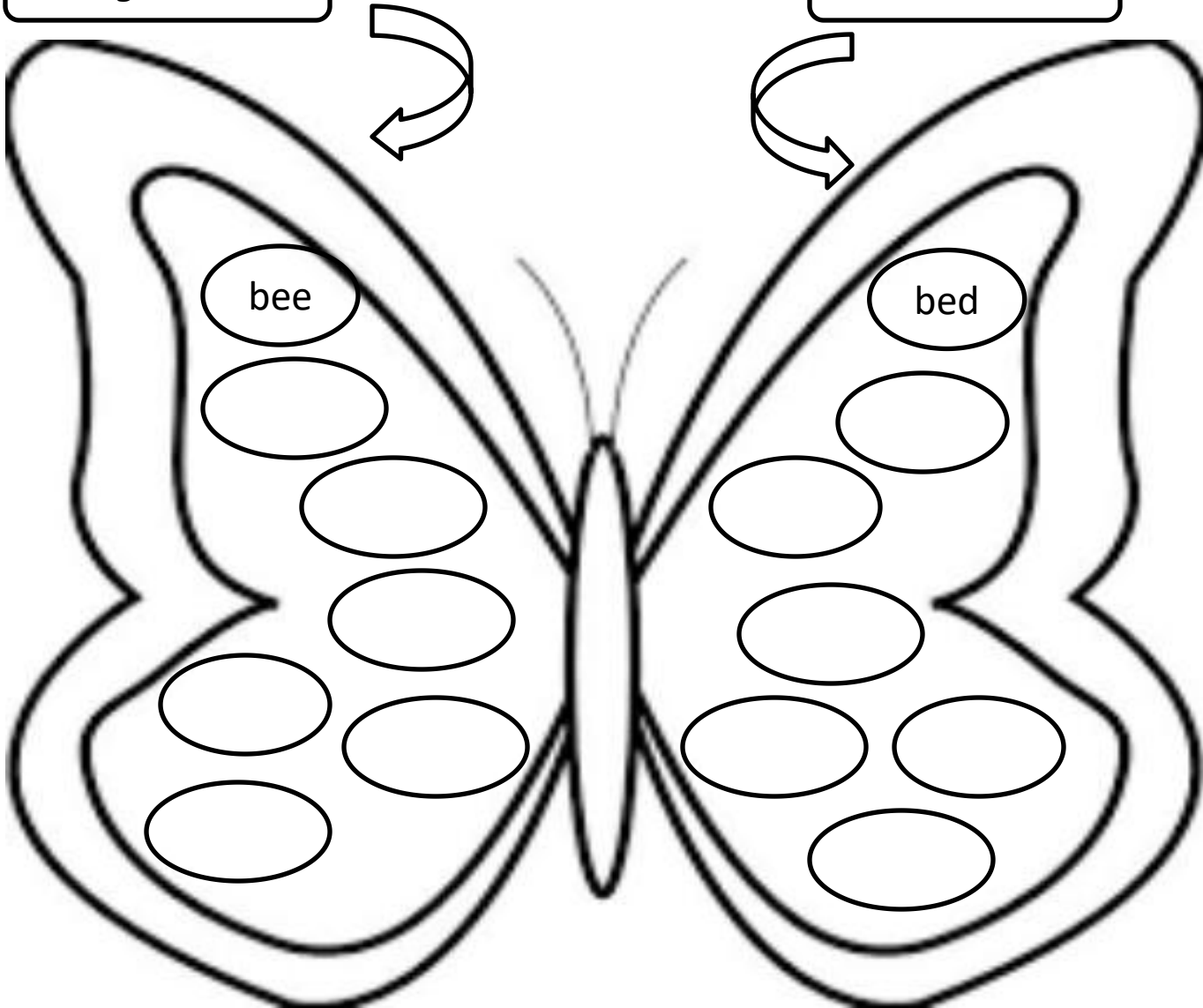
Read the words below. Write the words in the butterfly.

Colour the long **e** green. Colour the short **e** red.

clean - eat - bread - ready - leaf - heavy -
tree - went - flea - breakfast - head - knee

Long e sound

Short e sound



Lesson 9 & 10

□ Writing questions


Do or Does

Answer your questions using 😊 or ☹️

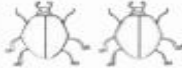
Write a question about each bug.

e.g.  a bee Does a bee bite? 😊

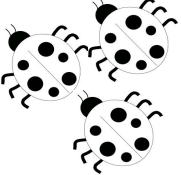
Language tip

 Only one?
Use **Does**.

Does a butterfly jump?


 Two or more?
Use **Do**.

Do ants bite?

1.  ladybugs fly ?




2.  a bird have wings ?

3.  a butterfly make a noise ?



4.  insects have
noses ?

5.  big spiders eat




Unit6 Lesson 10 & 11




hear	help	people
		



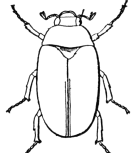
Unit6 Lesson 12

tea	mouth
	

Unit6 Lesson 13

worm	blow	shiver
		

started	met	fell
		

played	blew	beetle
		

Lesson 11



□ What's the question?

Read the sentences below and try to find the missing questions from the following :

What do...?


How many ...do...?

How does...?





How do...?

What does...?




How many...does...?



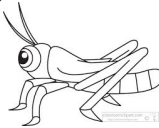
What do spiders eat ?

Spiders eat insects.




1. ----- legs ----- a cricket have ?

A cricket has six legs.



2. ----- ants communicate ?

Ants use their antennae to communicate .



3. ----- a bee make for people ?

A bee makes honey for people to eat.



4. ----- a butterfly taste food ?

A butterfly tastes food with its feet.



Lesson 14

Base form

Past form

lift

lifted



chase

chased



scare

scared



run

ran








bite







bit




Unit6 Lesson 15

problem	solution	cat
		
dog	puppets	
		

Unit6 Lesson 16

can	can't	please
		
Thank you	yes	no
		

sorry


Lesson 15


Past simple irregular verb

❖ Complete the table :-

Base form	Past simple
eat	
	chased
bite	
	Lifted up
scare	
	shivered
draw	
blow	
run	
	made

❖ Write:

Chase - shiver - blow - scare
- lift up - bite



Unit 6 Lesson 18


imagine



day



bug



boy



meet



live



dinner



flies



school



football



pizza



Free Writing :

□ Write two sentences about each picture :



